

Missouri

Families Served Through Evidence-Based Home Visiting in 2021

Models implemented in Missouri included Early Head Start Home-Based Option, Family Spirit, Healthy Families America, Nurse-Family Partnership, and Parents as Teachers. Statewide, 101 local agencies operated at least one of these models.



95,789

home visits provided
including 66,232 virtual visits



13,712

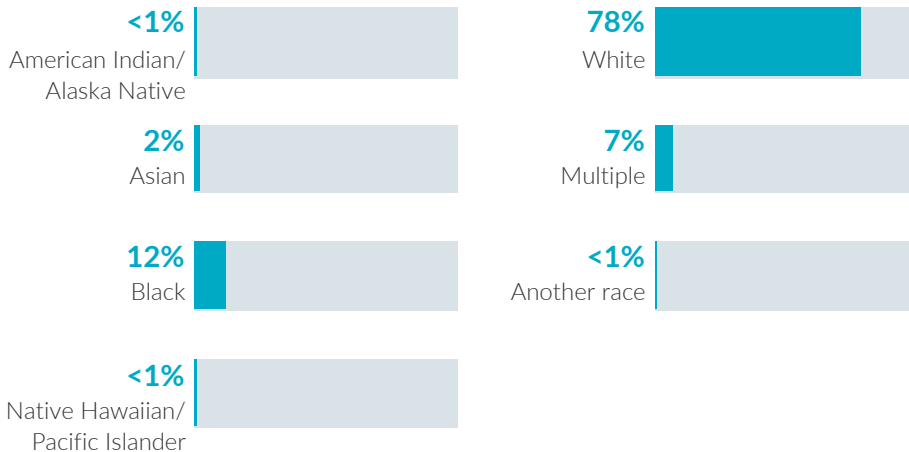
families served



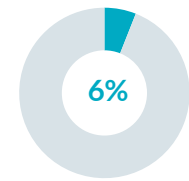
18,120

children served

Race

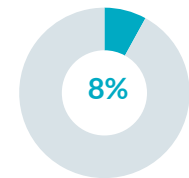


Ethnicity



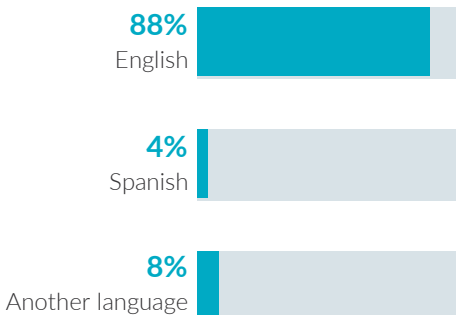
Hispanic or Latino

Caregiver education

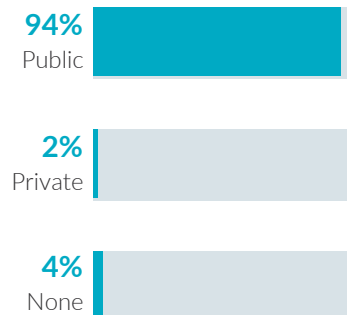


No high school diploma

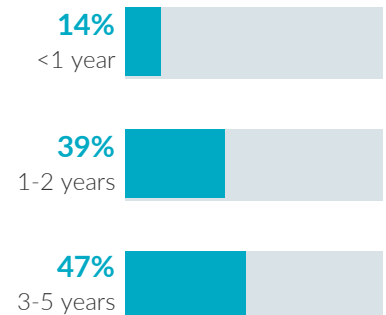
Primary language



Child insurance status



Child age



Missouri

Potential Beneficiaries in 2021

In Missouri, there were 337,600 pregnant women and families with children under 6 years old not yet in kindergarten who could benefit from home visiting. These families included 433,500 children.

433,500
children

could benefit from home visiting

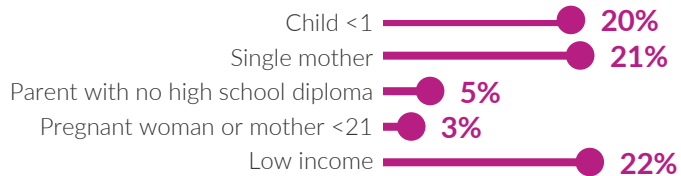
Of the 433,500 children who could benefit—

Infants <1 year	Toddlers 1-2 years	Preschoolers 3-5 years
71,800 17%	145,800 34%	215,900 50%

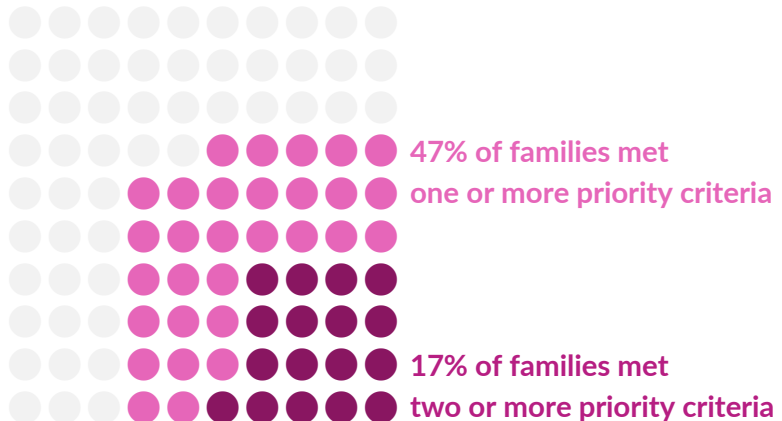
337,600
families

could benefit from home visiting

Many home visiting services are geared toward particular subpopulations. The NHVRC estimated the percentage of families who could benefit in Missouri who met the following priority criteria:



Of the 337,600 families who could benefit—



NHVRC State Profiles present data provided by evidence-based models, which include both MIECHV and non-MIECHV data. This State Profile includes participant data from the following evidence-based models: EHS, HFA, NFP, and PAT. • Missing and unknown data were not included in calculations. • Percentages may not add to 100 due to rounding. • Public insurance includes Medicaid, CHIP, and TRICARE. • Low income is defined as family income below the federal poverty threshold. • Single mothers include single, never married mothers or pregnant women. • EHS data may be underreported. Data include EHS programs that provided home-based services only. EHS race and ethnicity data include children and pregnant caregivers. EHS did not report home visits. Data for child insurance status were not included. • HFA reported primary language of caregivers. Private insurance includes other forms of health insurance. • NFP reported primary language of caregivers. • PAT data for child insurance status and primary language were not included.

The NHVRC is a partnership of James Bell Associates and the Urban Institute. Support is provided by the Heising-Simons Foundation and previously was also provided by the Robert Wood Johnson Foundation. The views expressed here do not necessarily reflect the views of the foundations. For a detailed methodology, see the *2022 Home Visiting Yearbook*.



National Home Visiting
Resource Center
www.nhvrc.org