

Minnesota

Families Served Through Evidence-Based Home Visiting in 2021

Models implemented in Minnesota included Attachment and Biobehavioral Catch-Up, Early Head Start Home-Based Option, Family Connects, Family Spirit, Healthy Families America, Maternal Early Childhood Sustained Home-Visiting, Nurse-Family Partnership, and Parents as Teachers. Statewide, 122 local agencies operated at least one of these models.



49,134

home visits provided
including 27,678 virtual visits



6,225

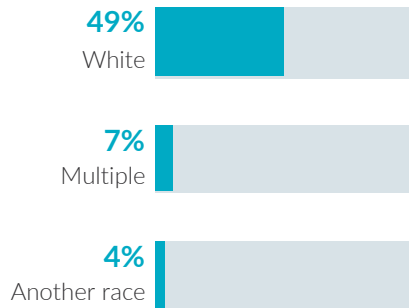
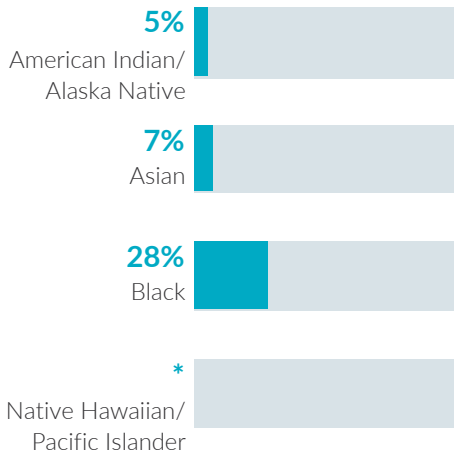
families served



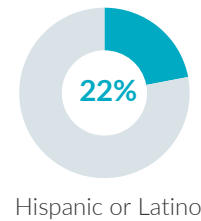
6,666

children served

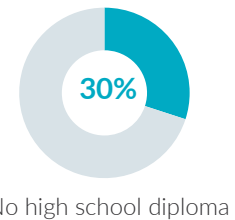
Race



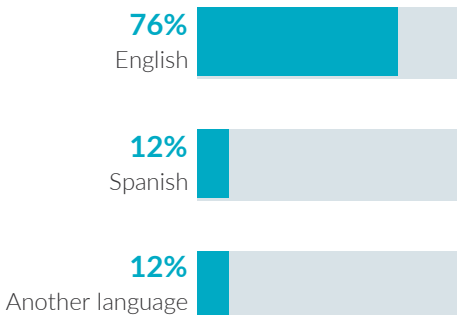
Ethnicity



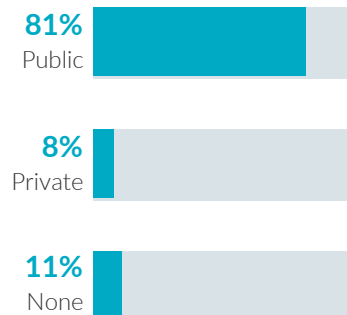
Caregiver education



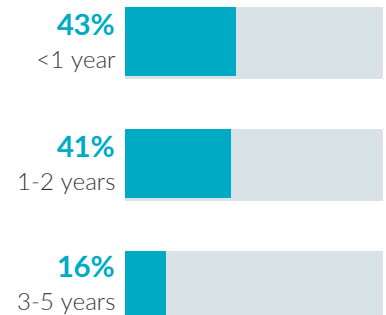
Primary language



Child insurance status



Child age



Minnesota

Potential Beneficiaries in 2021

In Minnesota, there were 315,500 pregnant women and families with children under 6 years old not yet in kindergarten who could benefit from home visiting. These families included 409,100 children.

409,100
children

could benefit from
home visiting

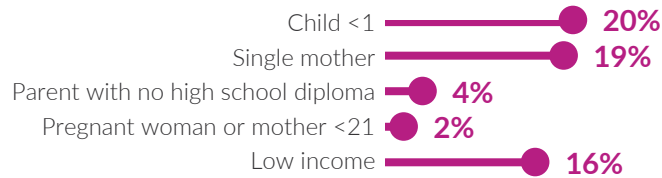
Of the 409,100 children who could benefit—

Infants <1 year	Toddlers 1-2 years	Preschoolers 3-5 years
61,500 15%	146,700 36%	200,900 49%

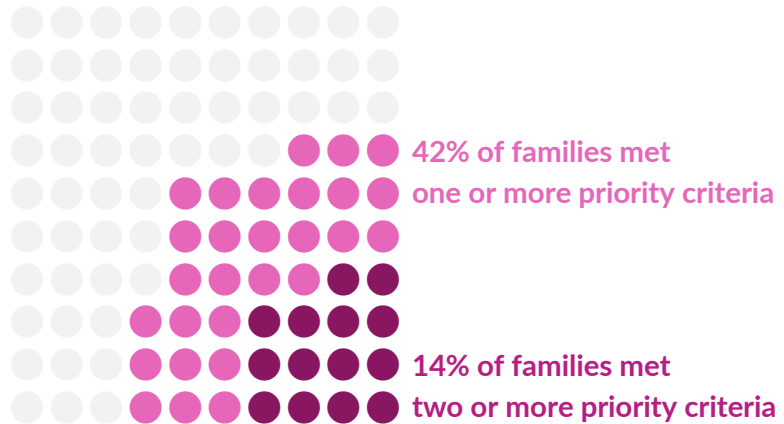
315,500
families

could benefit from
home visiting

Many home visiting services are geared toward particular subpopulations. The NHVRC estimated the percentage of families who could benefit in Minnesota who met the following priority criteria:



Of the 315,500 families who could benefit—



NHVRC State Profiles present data provided by evidence-based models, which include both MIECHV and non-MIECHV data. This State Profile includes participant data from the following evidence-based models: ABC, EHS, Family Connects, Family Spirit, HFA, MECSH, NFP, and PAT. • MECSH data in MN came from state data. • Missing and unknown data were not included in calculations. • Percentages may not add to 100 due to rounding. • To protect confidentiality, race and ethnicity categories with 10 or fewer participants were replaced with *. • Public insurance includes Medicaid, CHIP, and TRICARE. • Low income is defined as family income below the federal poverty threshold. • Single mothers include single, never married mothers or pregnant women. • ABC reported children served, families served, total home visits, and virtual home visits only. • EHS data may be underreported. Data include EHS programs that provided home-based services only. EHS race and ethnicity data include children and pregnant caregivers. EHS did not report home visits. Data for child insurance status were not included. • Family Connects did not report children served. The number of families served was included as a proxy for children served. • Family Spirit reported children served, families served, total home visits, and virtual home visits only. • HFA reported primary language of caregivers. Private insurance includes other forms of health insurance. • MECSH data do not include virtual home visits. • NFP reported primary language of caregivers. • PAT data for child insurance status and primary language were not included.

The NHVRC is a partnership of James Bell Associates and the Urban Institute. Support is provided by the Heising-Simons Foundation and previously was also provided by the Robert Wood Johnson Foundation. The views expressed here do not necessarily reflect the views of the foundations. For a detailed methodology, see the *2022 Home Visiting Yearbook*.



National Home Visiting
Resource Center
www.nhvrc.org