

Kentucky

Families Served Through Evidence-Based Home Visiting in 2021

Models implemented in Kentucky included Early Head Start Home-Based Option, Health Access Nurturing Development Services, Home Instruction for Parents of Preschool Youngsters, and Parents as Teachers. Statewide, 73 local agencies operated at least one of these models.



143,329

home visits provided
including 132,136 virtual visits



6,371

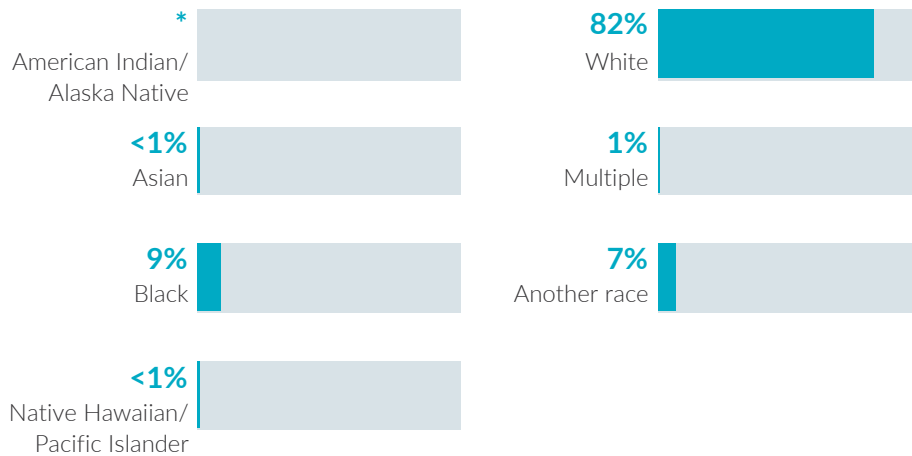
families served



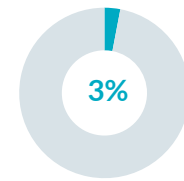
5,585

children served

Race

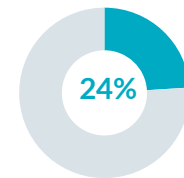


Ethnicity



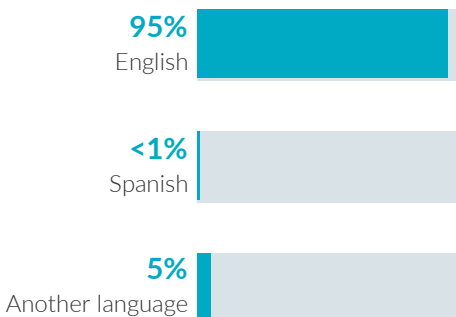
Hispanic or Latino

Caregiver education

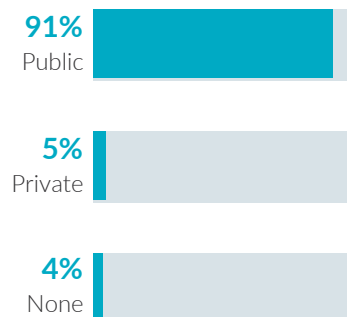


No high school diploma

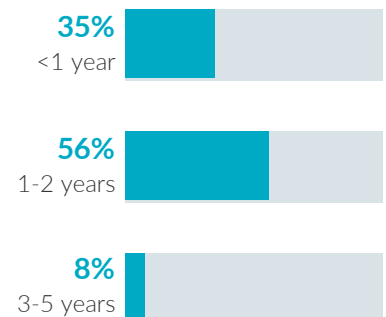
Primary language



Child insurance status



Child age



Kentucky

Potential Beneficiaries in 2021

In Kentucky, there were 255,600 pregnant women and families with children under 6 years old not yet in kindergarten who could benefit from home visiting. These families included 318,900 children.

318,900
children

could benefit from home visiting

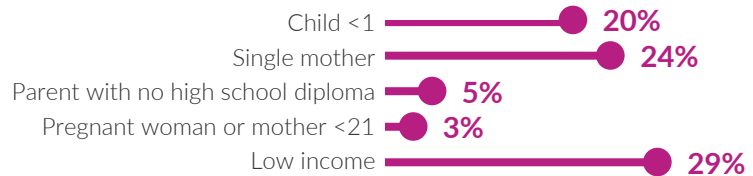
Of the 318,900 children who could benefit—

| Infants <1 year | Toddlers 1-2 years | Preschoolers 3-5 years |
|-----------------------------|------------------------------|------------------------------|
| 49,700 16% | 108,100 34% | 161,100 51% |

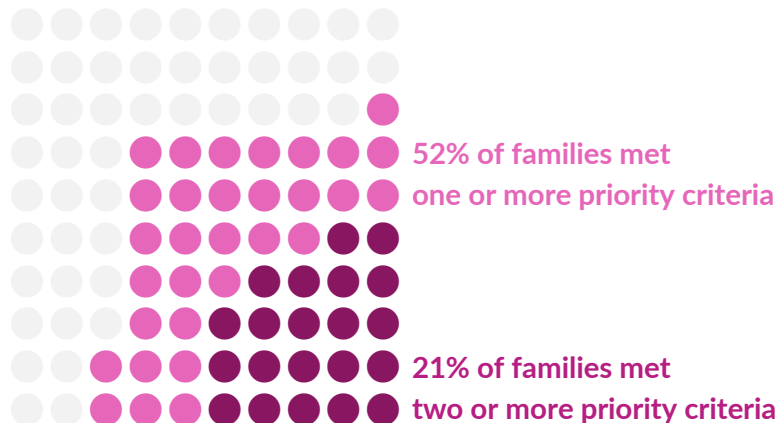
255,600
families

could benefit from home visiting

Many home visiting services are geared toward particular subpopulations. The NHVRC estimated the percentage of families who could benefit in Kentucky who met the following priority criteria:



Of the 255,600 families who could benefit—



NHVRC State Profiles present data provided by evidence-based models, which include both MIECHV and non-MIECHV data. This State Profile includes participant data from the following evidence-based models: HANDS, HIPPIY, and PAT. • Missing and unknown data were not included in calculations. • Percentages may not add to 100 due to rounding. • To protect confidentiality, race and ethnicity categories with 10 or fewer participants were replaced with *. • Public insurance includes Medicaid, CHIP, and TRICARE. • Low income is defined as family income below the federal poverty threshold. • Single mothers include single, never married mothers or pregnant women. • PAT data for child insurance status and primary language were not included.

The NHVRC is a partnership of James Bell Associates and the Urban Institute. Support is provided by the Heising-Simons Foundation and previously was also provided by the Robert Wood Johnson Foundation. The views expressed here do not necessarily reflect the views of the foundations. For a detailed methodology, see the 2022 *Home Visiting Yearbook*.



National Home Visiting
Resource Center
www.nhvrc.org