

Colorado

Families Served Through Evidence-Based Home Visiting in 2021

Models implemented in Colorado included Child First, Early Head Start Home-Based Option, Healthy Families America, Home Instruction for Parents of Preschool Youngsters, Nurse-Family Partnership, Parents as Teachers, and SafeCare Augmented. Statewide, 95 local agencies operated at least one of these models.



81,488

home visits provided
including 52,212 virtual visits



8,004

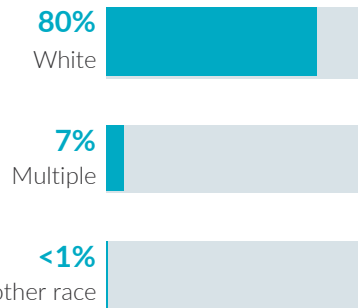
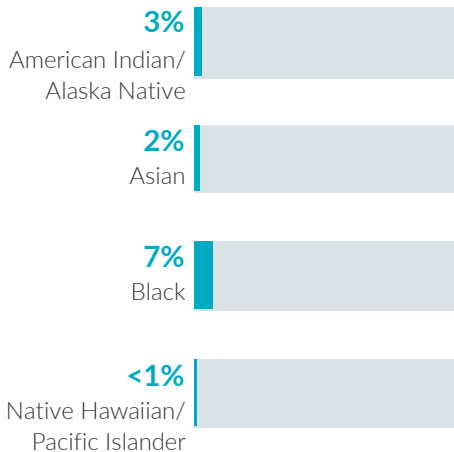
families served



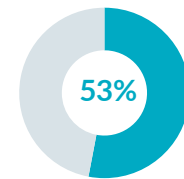
7,482

children served

Race

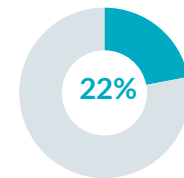


Ethnicity



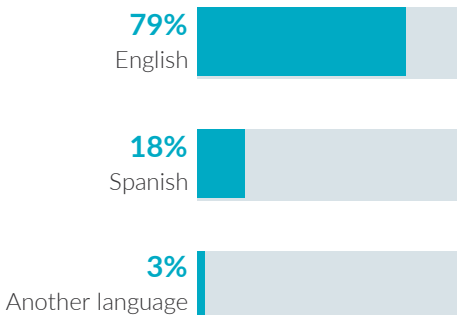
Hispanic or Latino

Caregiver education

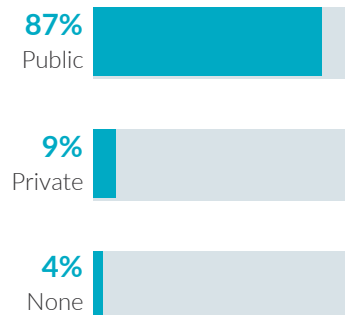


No high school diploma

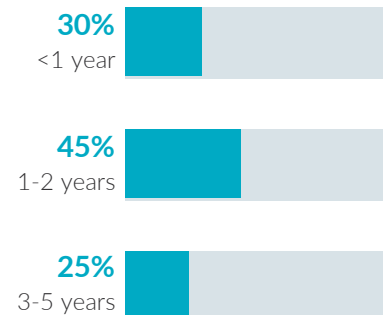
Primary language



Child insurance status



Child age



Colorado

Potential Beneficiaries in 2021

In Colorado, there were 296,800 pregnant women and families with children under 6 years old not yet in kindergarten who could benefit from home visiting. These families included 387,700 children.

387,700
children

could benefit from home visiting

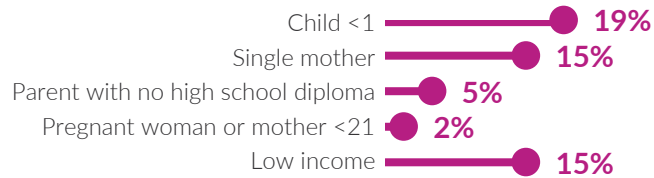
Of the 387,700 children who could benefit—

Infants <1 year	Toddlers 1-2 years	Preschoolers 3-5 years
59,500 15%	132,400 34%	195,800 51%

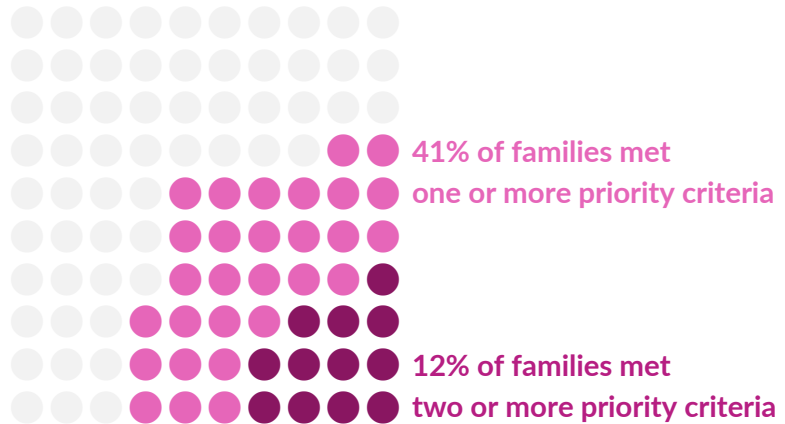
296,800
families

could benefit from home visiting

Many home visiting services are geared toward particular subpopulations. The NHVRC estimated the percentage of families who could benefit in Colorado who met the following priority criteria:



Of the 296,800 families who could benefit—



NHVRC State Profiles present data provided by evidence-based models, which include both MIECHV and non-MIECHV data. This State Profile includes participant data from the following evidence-based models: Child First, EHS, HFA, HIPPIY, NFP, PAT, and SafeCare Augmented. • Missing and unknown data were not included in calculations. • Percentages may not add to 100 due to rounding. • Public insurance includes Medicaid, CHIP, and TRICARE. • Low income is defined as family income below the federal poverty threshold. • Single mothers include single, never married mothers or pregnant women. • EHS data may be underreported. Data include EHS programs that provided home-based services only. EHS race and ethnicity data include children and pregnant caregivers. EHS did not report home visits. Data for child insurance status were not included. • HFA reported primary language of caregivers. Private insurance includes other forms of health insurance. • NFP reported primary language of caregivers. • PAT data for child insurance status and primary language were not included. • SafeCare Augmented reported language of service delivery, caregiver ethnicity and race, and families served only. The number of families served was included as a proxy for children served.

The NHVRC is a partnership of James Bell Associates and the Urban Institute. Support is provided by the Heising-Simons Foundation and previously was also provided by the Robert Wood Johnson Foundation. The views expressed here do not necessarily reflect the views of the foundations. For a detailed methodology, see the 2022 *Home Visiting Yearbook*.



National Home Visiting
Resource Center
www.nhvrc.org