

Northern Mariana Islands

Families Served Through Evidence-Based Home Visiting in 2021

The model implemented in the Northern Mariana Islands was Healthy Families America. Across the territory, 1 local agency operated this model.



2,418

home visits provided
including 1,596 virtual visits



194


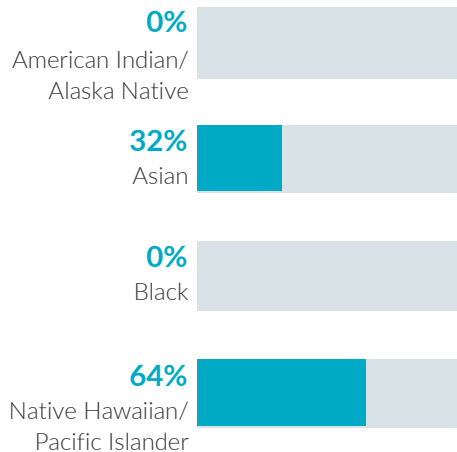
families served



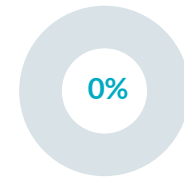
180

children served

Race

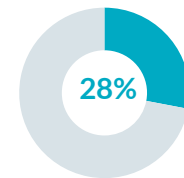


Ethnicity



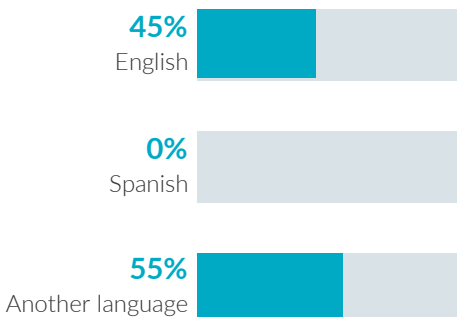
Hispanic or Latino

Caregiver education

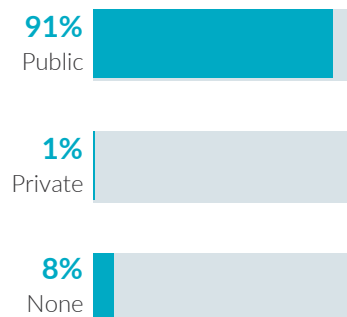


No high school diploma

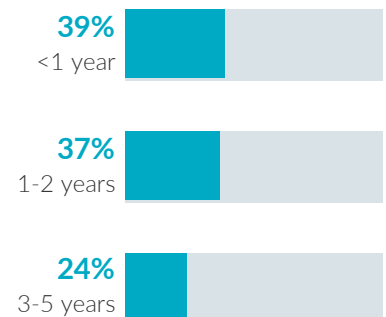
Primary language



Child insurance status



Child age



Northern Mariana Islands

Potential Beneficiaries in 2021

Information on potential beneficiaries was not available for Northern Mariana Islands in 2021.

NHVRC State Profiles present data provided by evidence-based models, which include both MIECHV and non-MIECHV data. This State Profile includes participant data from the following evidence-based model: HFA. • Missing and unknown data were not included in calculations. • Percentages may not add to 100 due to rounding. • To protect confidentiality, race and ethnicity categories with 10 or fewer participants were replaced with *. • Public insurance includes Medicaid, CHIP, and TRICARE. • HFA reported primary language of caregivers. Private insurance includes other forms of health insurance.

The NHVRC is a partnership of James Bell Associates and the Urban Institute. Support is provided by the Heising-Simons Foundation and previously was also provided by the Robert Wood Johnson Foundation. The views expressed here do not necessarily reflect the views of the foundations. For a detailed methodology, see the *2022 Home Visiting Yearbook*.



National Home Visiting
Resource Center
www.nhvrc.org