

Utah

Families Served Through Evidence-Based Home Visiting in 2020

Models implemented in Utah included Attachment and Biobehavioral Catch-Up, Early Head Start Home-Based Option, Nurse-Family Partnership, and Parents as Teachers. Statewide, 26 local agencies operated at least one of these models.



15,516

home visits provided
including 4,533 virtual visits



1,635

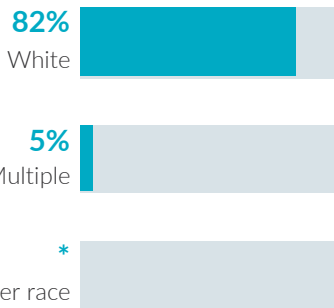
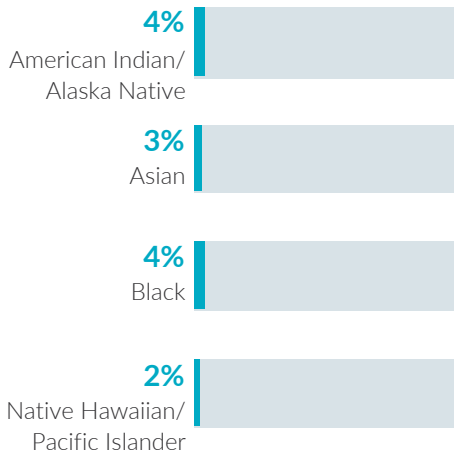
families served



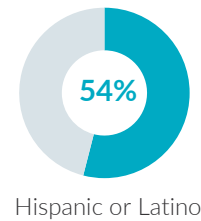
1,668

children served

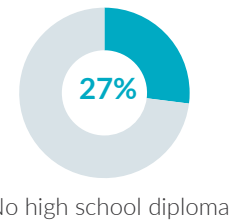
Race



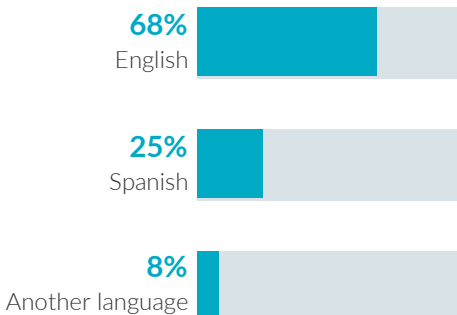
Ethnicity



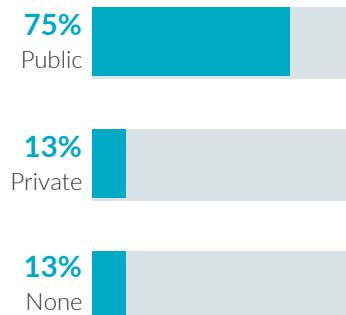
Caregiver education



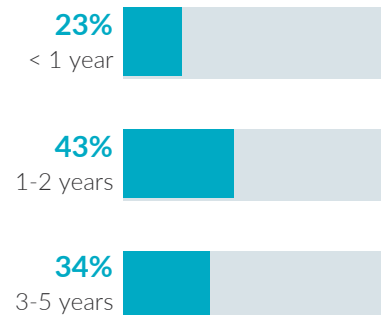
Primary language



Child insurance status



Child age



Utah

Potential Beneficiaries in 2020

In Utah, there were 212,700 pregnant women and families with children under 6 years old not yet in kindergarten who could benefit from home visiting. These families included 293,200 children.

293,200
children

could benefit from
home visiting


Of the 293,200 children who could benefit—

Infants < 1 year	Toddlers 1-2 years	Preschoolers 3-5 years
47,500 16%	101,000 34%	144,600 49%

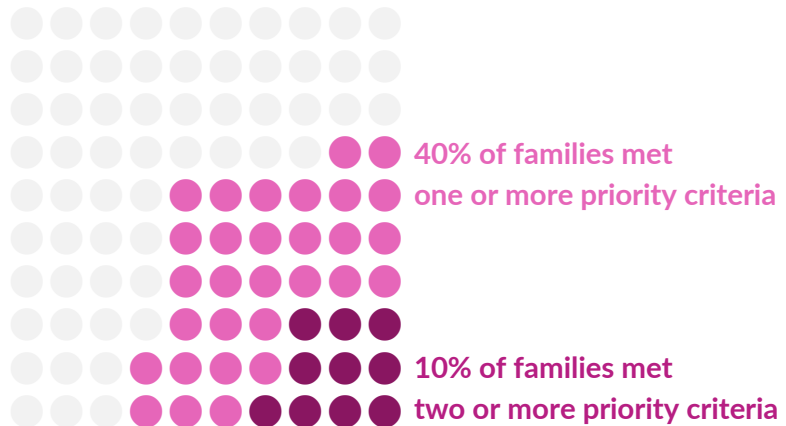
212,700
families

could benefit from
home visiting

Many home visiting services are geared toward particular subpopulations. The NHVRC estimated the percentage of families who could benefit in Utah who met the following priority criteria:



Of the 212,700 families who could benefit—



NHVRC State Profiles present data provided by evidence-based models, which include both MIECHV and non-MIECHV data. This State Profile includes participant data from the following evidence-based models: ABC, EHS, NFP, and PAT. • Missing and unknown data were not included in calculations. • Percentages may not add to 100 due to rounding. • To protect confidentiality, race and ethnicity categories with 10 or fewer participants were replaced with *. • Public insurance includes Medicaid, CHIP, and TRICARE. • Low income is defined as family income below the federal poverty threshold. • Single mothers include single, never married mothers or pregnant women. • ABC reported children served, families served, total home visits, and virtual home visits only. • EHS did not require reporting on 2020 data due to the COVID-19 pandemic. The number of children served in 2019 was included as a proxy for children and families served in 2020. • NFP reported primary language of caregivers. • PAT data for child insurance status and primary language were not included.

The NHVRC is led by James Bell Associates in partnership with the Urban Institute. Support is provided by the Heising-Simons Foundation and the Robert Wood Johnson Foundation. The views expressed here do not necessarily reflect the views of the foundations. For details about the methodology, see the 2021 *Home Visiting Yearbook*.



National Home Visiting
Resource Center
www.nhvrc.org