

Oklahoma

Families Served Through Evidence-Based Home Visiting in 2020

Models implemented in Oklahoma included Attachment and Biobehavioral Catch-Up, Early Head Start Home-Based Option, Family Connects, Family Spirit, Healthy Families America, Nurse-Family Partnership, Parents as Teachers, and SafeCare Augmented. Statewide, 52 local agencies operated at least one of these models.



34,941

home visits provided
including 14,162 virtual visits



5,684

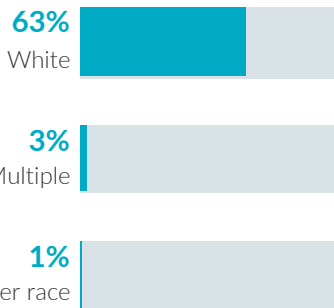
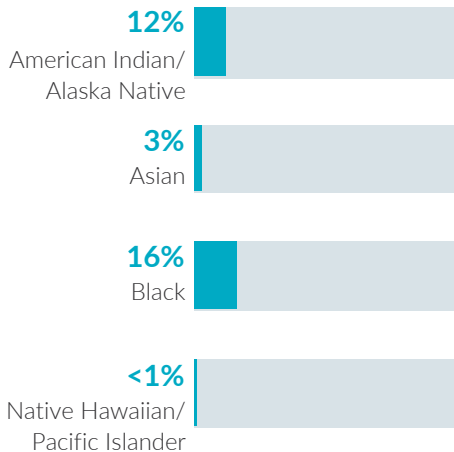
families served



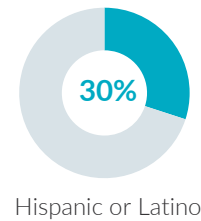
5,640

children served

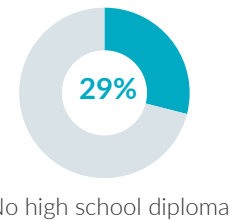
Race



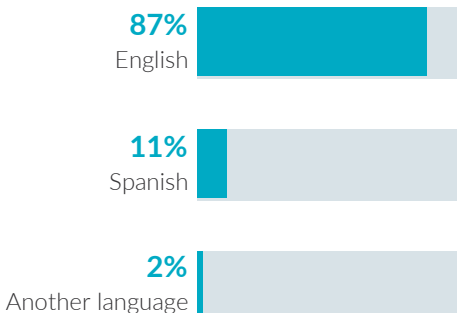
Ethnicity



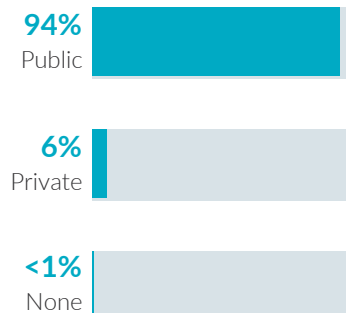
Caregiver education



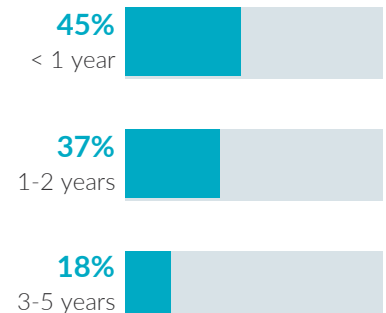
Primary language



Child insurance status



Child age



Oklahoma

Potential Beneficiaries in 2020

In Oklahoma, there were 235,700 pregnant women and families with children under 6 years old not yet in kindergarten who could benefit from home visiting. These families included 306,400 children.

306,400
children

could benefit from
home visiting

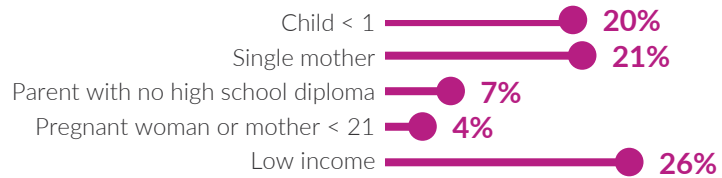
Of the 306,400 children who could benefit—

Infants < 1 year	Toddlers 1-2 years	Preschoolers 3-5 years
49,500 16%	103,600 34%	153,300 50%

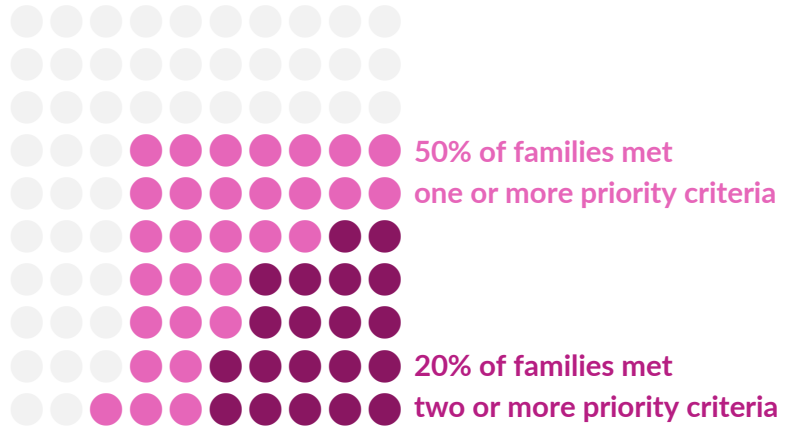
235,700
families

could benefit from
home visiting

Many home visiting services are geared toward particular subpopulations. The NHVRC estimated the percentage of families who could benefit in Oklahoma who met the following priority criteria:



Of the 235,700 families who could benefit—



NHVRC State Profiles present data provided by evidence-based models, which include both MIECHV and non-MIECHV data. This State Profile includes participant data from the following evidence-based models: ABC, Family Connects, Family Spirit, HFA, NFP, PAT, and SafeCare Augmented.

- NFP data in OK came from state data.
- Missing and unknown data were not included in calculations.
- Percentages may not add to 100 due to rounding.
- Public insurance includes Medicaid, CHIP, and TRICARE.
- Low income is defined as family income below the federal poverty threshold.
- Single mothers include single, never married mothers or pregnant women.
- ABC reported children served, families served, total home visits, and virtual home visits only.
- Family Connects did not report children served or primary language. The number of families served was included as a proxy for children served.
- Family Spirit reported children served, families served, and home visits only.
- HFA reported primary language of caregivers.
- NFP child age data included children 3-6 years old.
- PAT data for child insurance status and primary language were not included.
- SafeCare Augmented reported language of service delivery. SafeCare Augmented did not report children served, home visits, caregiver education, child age, or child insurance status. The number of families served was included as a proxy for children served.

The NHVRC is led by James Bell Associates in partnership with the Urban Institute. Support is provided by the Heising-Simons Foundation and the Robert Wood Johnson Foundation. The views expressed here do not necessarily reflect the views of the foundations. For details about the methodology, see the 2021 *Home Visiting Yearbook*.



National Home Visiting
Resource Center
www.nhvrc.org