

Ohio

Families Served Through Evidence-Based Home Visiting in 2020

Models implemented in Ohio included Early Head Start Home-Based Option, Healthy Families America, Home Instruction for Parents of Preschool Youngsters, Nurse-Family Partnership, Parents as Teachers, and SafeCare Augmented. Statewide, 124 local agencies operated at least one of these models.



141,414

home visits provided
including 97,884 virtual visits



12,161

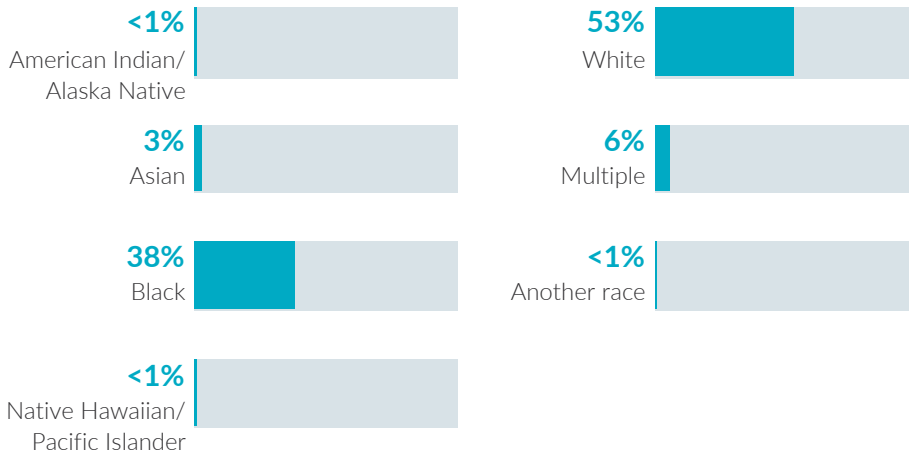
families served



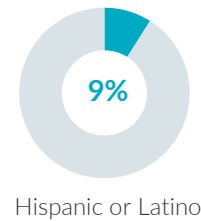
15,264

children served

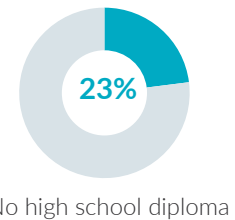
Race



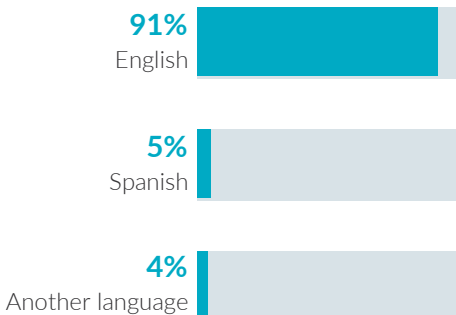
Ethnicity



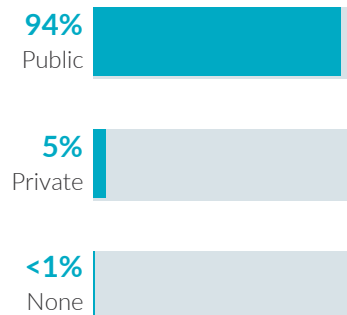
Caregiver education



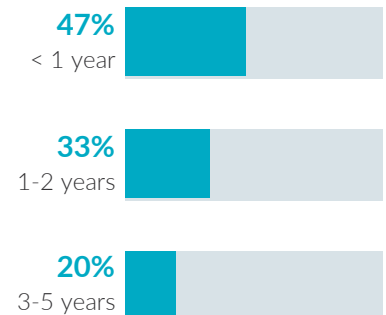
Primary language



Child insurance status



Child age



Ohio

Potential Beneficiaries in 2020

In Ohio, there were 635,000 pregnant women and families with children under 6 years old not yet in kindergarten who could benefit from home visiting. These families included 812,000 children.

812,000
children

could benefit from
home visiting

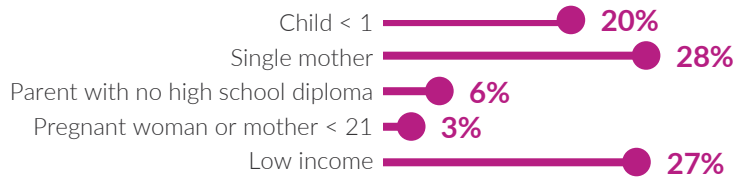
Of the 812,000 children who could benefit—

Infants < 1 year	Toddlers 1-2 years	Preschoolers 3-5 years
133,900 16%	274,100 34%	403,900 50%

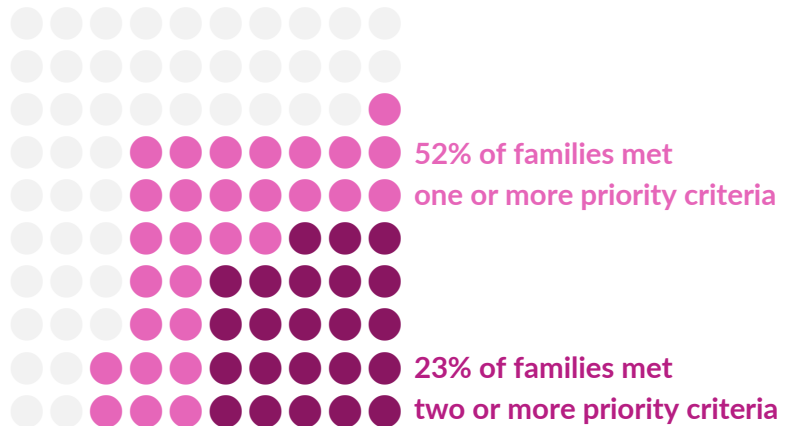
635,000
families

could benefit from
home visiting

Many home visiting services are geared toward particular subpopulations. The NHVRC estimated the percentage of families who could benefit in Ohio who met the following priority criteria:



Of the 635,000 families who could benefit—



NHVRC State Profiles present data provided by evidence-based models, which include both MIECHV and non-MIECHV data. This State Profile includes participant data from the following evidence-based models: EHS, HFA, HIPPY, NFP, PAT, and SafeCare Augmented. • Missing and unknown data were not included in calculations. • Percentages may not add to 100 due to rounding. • Public insurance includes Medicaid, CHIP, and TRICARE. • Low income is defined as family income below the federal poverty threshold. • Single mothers include single, never married mothers or pregnant women. • EHS did not require reporting on 2020 data due to the COVID-19 pandemic. The number of children served in 2019 was included as a proxy for children and families served in 2020. • HFA reported primary language of caregivers. • HIPPY did not report virtual home visits. • NFP reported primary language of caregivers. • PAT data for child insurance status and primary language were not included. • SafeCare Augmented reported language of service delivery. SafeCare Augmented did not report children served, home visits, caregiver education, child age, or child insurance status. The number of families served was included as a proxy for children served.

The NHVRC is led by James Bell Associates in partnership with the Urban Institute. Support is provided by the Heising-Simons Foundation and the Robert Wood Johnson Foundation. The views expressed here do not necessarily reflect the views of the foundations. For details about the methodology, see the 2021 *Home Visiting Yearbook*.



National Home Visiting
Resource Center
www.nhvrc.org