

Ohio

Families Served Through the Maternal, Infant, and Early Childhood Home Visiting Program in 2020

Evidence-based models implemented with MIECHV funds in Ohio included Healthy Families America and Nurse-Family Partnership. Statewide, MIECHV funded 71 full-time equivalent (FTE) home visitors and 18 FTE supervisors. FTE can include full-time and part-time staff.

25,557

home visits provided

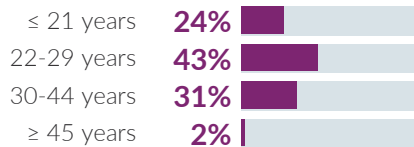
2,178

families served

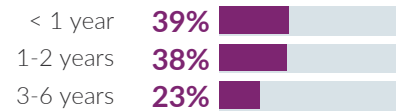
1,914

children served

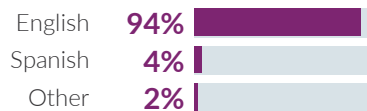
Caregiver age



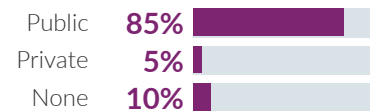
Child age



Primary language



Child insurance status



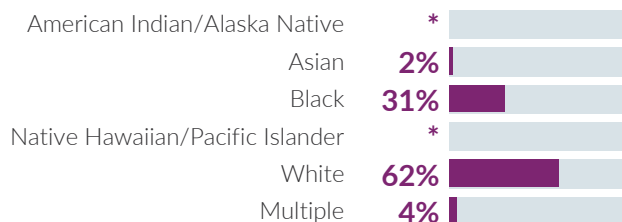
Caregiver ethnicity



Household income



Caregiver race



Caregiver education



States provided data from their 2020 MIECHV federal report. Data represent families served through MIECHV-funded programs in fiscal year 2020. MIECHV State Data Tables include MIECHV data only. Numbers may vary from those in NHVRC State Profiles, which may include both MIECHV and non-MIECHV data provided by evidence-based models. • Caregivers include pregnant women, female caregivers, and male caregivers. • Caregivers and children with missing data were excluded from the calculations. • Public insurance includes Medicaid, CHIP, and TRICARE. • Low income is defined as family income at or below 100 percent of the federal poverty guidelines. • Counts of FTE home visitor and supervisor positions were rounded to the nearest whole number. • To protect confidentiality, race and ethnicity categories with 10 or fewer caregivers were replaced with *. • Percentages may not add to 100 due to rounding.

The NHVRC is led by James Bell Associates in partnership with the Urban Institute. Support is provided by the Heising-Simons Foundation and the Robert Wood Johnson Foundation. The views expressed here do not necessarily reflect the views of the foundations. For details about the methodology, see the 2021 *Home Visiting Yearbook*.



National Home Visiting
Resource Center
www.nhvrc.org