

# Nevada

## Families Served Through the Maternal, Infant, and Early Childhood Home Visiting Program in 2020

Evidence-based models implemented with MIECHV funds in Nevada included Early Head Start Home-Based Option, Home Instruction for Parents of Preschool Youngsters, Nurse-Family Partnership, and Parents as Teachers.

**7,355**

home visits provided

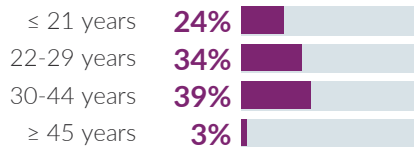
**519**

families served

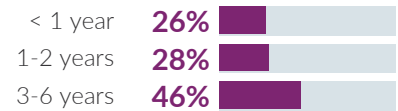
**625**

children served

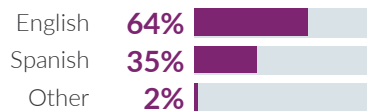
### Caregiver age



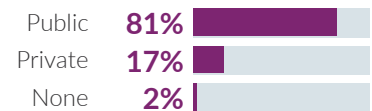
### Child age



### Primary language



### Child insurance status



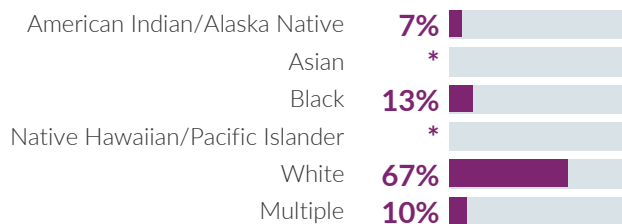
### Caregiver ethnicity



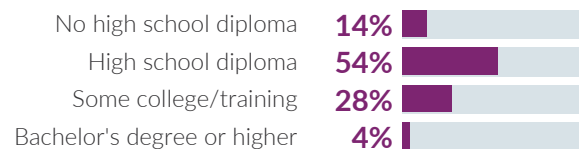
### Household income



### Caregiver race



### Caregiver education



States provided data from their 2020 MIECHV federal report. Data represent families served through MIECHV-funded programs in fiscal year 2020. MIECHV State Data Tables include MIECHV data only. Numbers may vary from those in NHVRC State Profiles, which may include both MIECHV and non-MIECHV data provided by evidence-based models. • Caregivers include pregnant women, female caregivers, and male caregivers. • Caregivers and children with missing data were excluded from the calculations. • Public insurance includes Medicaid, CHIP, and TRICARE. • Low income is defined as family income at or below 100 percent of the federal poverty guidelines. • To protect confidentiality, race and ethnicity categories with 10 or fewer caregivers were replaced with \*. • Percentages may not add to 100 due to rounding.

The NHVRC is led by James Bell Associates in partnership with the Urban Institute. Support is provided by the Heising-Simons Foundation and the Robert Wood Johnson Foundation. The views expressed here do not necessarily reflect the views of the foundations. For details about the methodology, see the 2021 *Home Visiting Yearbook*.



National Home Visiting  
Resource Center  
www.nhvr.org