

New Hampshire

Families Served Through Evidence-Based Home Visiting in 2020

Models implemented in New Hampshire included Early Head Start Home-Based Option and Healthy Families America. Statewide, 10 local agencies operated at least one of these models.



4,911

home visits provided
including 2,811 virtual visits



501

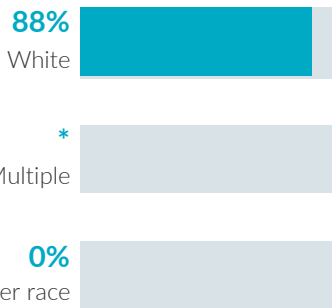
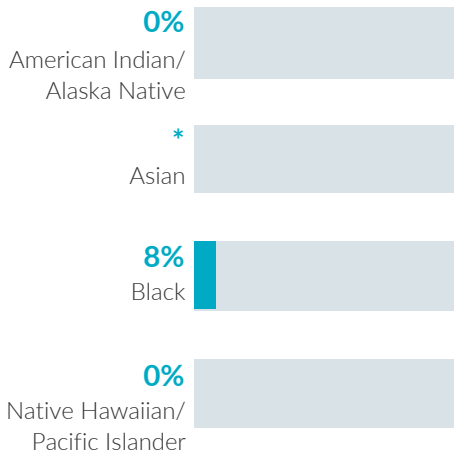
families served



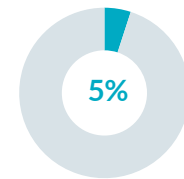
540

children served

Race

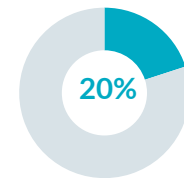


Ethnicity



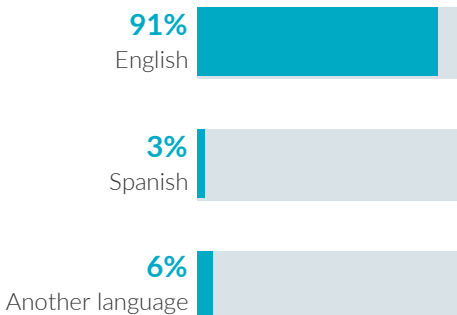
Hispanic or Latino

Caregiver education

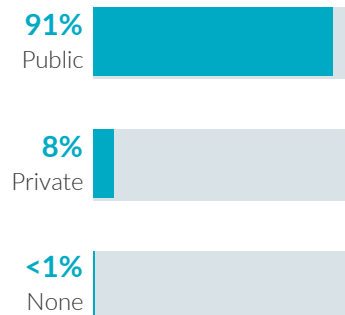


No high school diploma

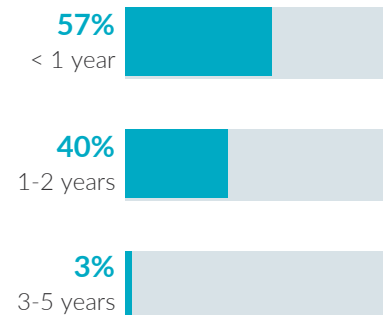
Primary language



Child insurance status



Child age



New Hampshire

Potential Beneficiaries in 2020

In New Hampshire, there were 60,400 pregnant women and families with children under 6 years old not yet in kindergarten who could benefit from home visiting. These families included 76,200 children.

76,200
children

could benefit from home visiting

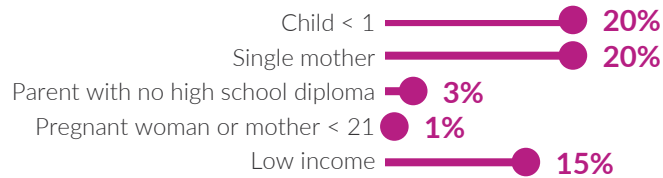
Of the 76,200 children who could benefit—

Infants < 1 year	Toddlers 1-2 years	Preschoolers 3-5 years
12,300 16%	25,800 34%	38,100 50%

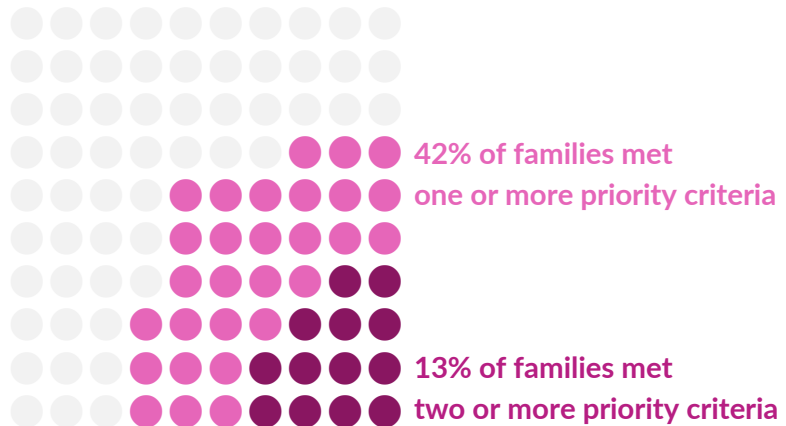
60,400
families

could benefit from home visiting

Many home visiting services are geared toward particular subpopulations. The NHVRC estimated the percentage of families who could benefit in New Hampshire who met the following priority criteria:



Of the 60,400 families who could benefit—



NHVRC State Profiles present data provided by evidence-based models, which include both MIECHV and non-MIECHV data. This State Profile includes participant data from the following evidence-based models: EHS and HFA. • Missing and unknown data were not included in calculations. • Percentages may not add to 100 due to rounding. • To protect confidentiality, race and ethnicity categories with 10 or fewer participants were replaced with *. • Public insurance includes Medicaid, CHIP, and TRICARE. • Low income is defined as family income below the federal poverty threshold. • Single mothers include single, never married mothers or pregnant women. • EHS did not require reporting on 2020 data due to the COVID-19 pandemic. The number of children served in 2019 was included as a proxy for children and families served in 2020. • HFA reported primary language of caregivers.

The NHVRC is led by James Bell Associates in partnership with the Urban Institute. Support is provided by the Heising-Simons Foundation and the Robert Wood Johnson Foundation. The views expressed here do not necessarily reflect the views of the foundations. For details about the methodology, see the 2021 *Home Visiting Yearbook*.



National Home Visiting
Resource Center
www.nhvrc.org