

# Missouri

## Families Served Through Evidence-Based Home Visiting in 2020

Models implemented in Missouri included Early Head Start Home-Based Option, Family Check-Up, Family Spirit, Healthy Families America, Nurse-Family Partnership, and Parents as Teachers. Statewide, 107 local agencies operated at least one of these models.



**102,183**

home visits provided  
*including 25,166 virtual visits*



**14,551**

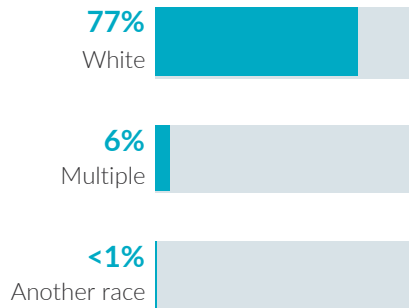
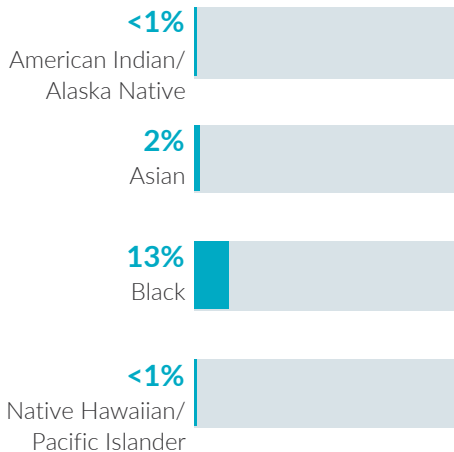
families served



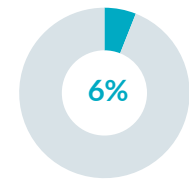
**18,882**

children served

### Race

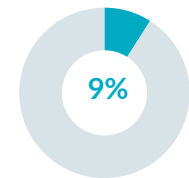


### Ethnicity



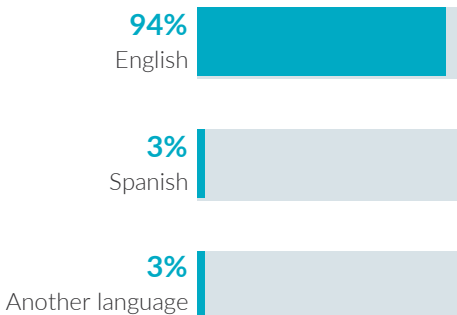
Hispanic or Latino

### Caregiver education

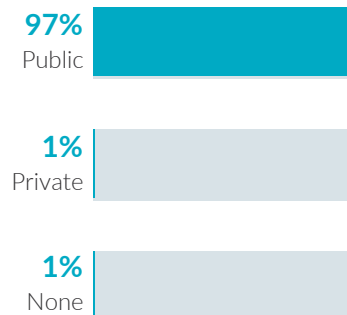


No high school diploma

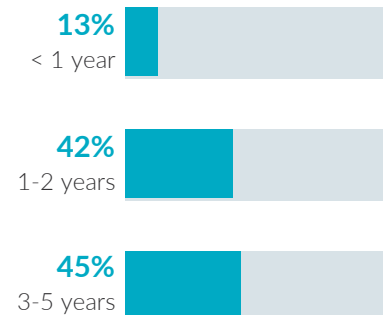
### Primary language



### Child insurance status



### Child age



# Missouri

## Potential Beneficiaries in 2020

In Missouri, there were 340,900 pregnant women and families with children under 6 years old not yet in kindergarten who could benefit from home visiting. These families included 434,600 children.

**434,600**  
**children**

could benefit from home visiting

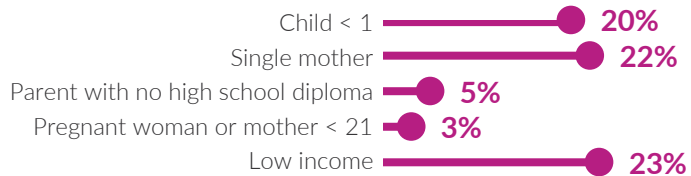
### Of the 434,600 children who could benefit—

Infants < 1 year	Toddlers 1-2 years	Preschoolers 3-5 years
<b>70,100</b> <b>16%</b>	<b>149,000</b> <b>34%</b>	<b>215,600</b> <b>50%</b>

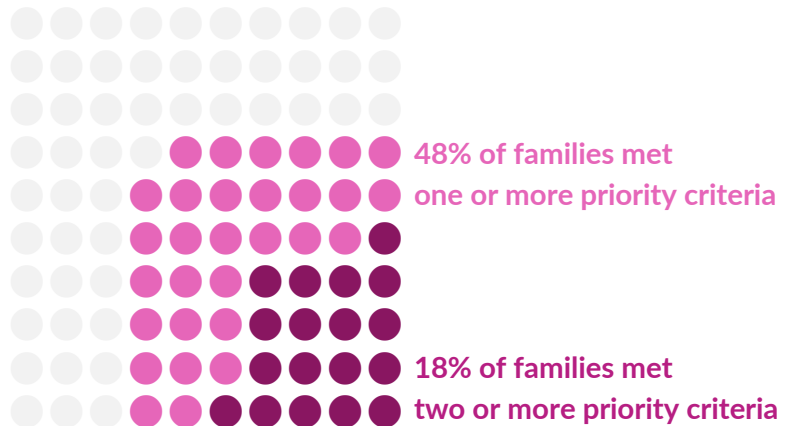
**340,900**  
**families**

could benefit from home visiting

Many home visiting services are geared toward particular subpopulations. The NHVRC estimated the percentage of families who could benefit in Missouri who met the following priority criteria:



### Of the 340,900 families who could benefit—



NHVRC State Profiles present data provided by evidence-based models, which include both MIECHV and non-MIECHV data. This State Profile includes participant data from the following evidence-based models: EHS, Family Spirit, HFA, NFP, and PAT. • Missing and unknown data were not included in calculations. • Percentages may not add to 100 due to rounding. • Public insurance includes Medicaid, CHIP, and TRICARE. • Low income is defined as family income below the federal poverty threshold. • Single mothers include single, never married mothers or pregnant women. • EHS did not require reporting on 2020 data due to the COVID-19 pandemic. The number of children served in 2019 was included as a proxy for children and families served in 2020. • Family Spirit reported children served, families served, and home visits only. • HFA reported primary language of caregivers. • NFP reported primary language of caregivers. • PAT data for child insurance status and primary language were not included.

The NHVRC is led by James Bell Associates in partnership with the Urban Institute. Support is provided by the Heising-Simons Foundation and the Robert Wood Johnson Foundation. The views expressed here do not necessarily reflect the views of the foundations. For details about the methodology, see the 2021 *Home Visiting Yearbook*.



National Home Visiting  
**Resource Center**  
www.nhvrc.org