

Michigan

Families Served Through Evidence-Based Home Visiting in 2020

Models implemented in Michigan included Early Head Start Home-Based Option, Family Spirit, Healthy Families America, Maternal Infant Health Program, Nurse-Family Partnership, and Parents as Teachers. Statewide, 216 local agencies operated at least one of these models.



157,884

home visits provided
including 62,530 virtual visits



25,147

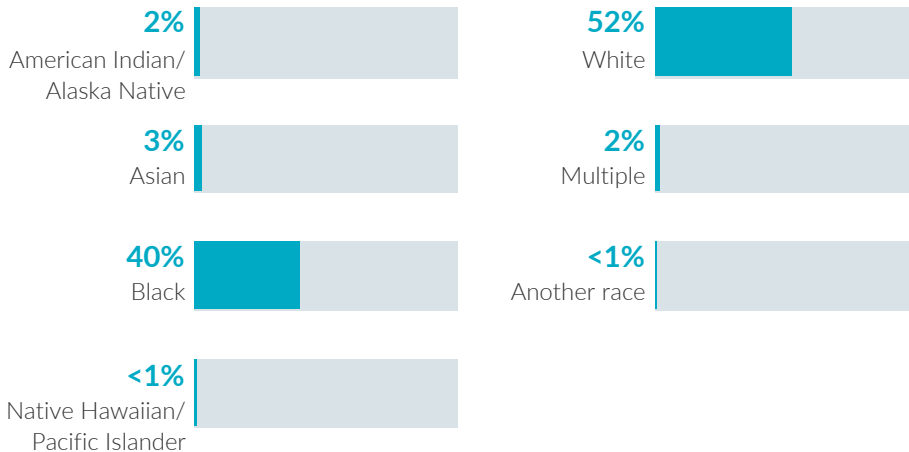
families served



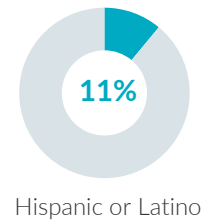
20,447

children served

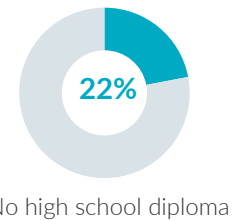
Race



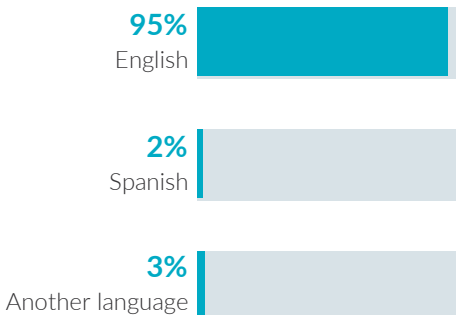
Ethnicity



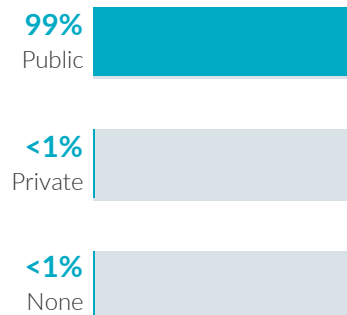
Caregiver education



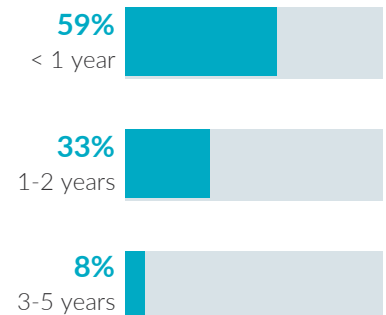
Primary language



Child insurance status



Child age



Michigan

Potential Beneficiaries in 2020

In Michigan, there were 506,200 pregnant women and families with children under 6 years old not yet in kindergarten who could benefit from home visiting. These families included 664,200 children.

664,200
children

could benefit from
home visiting

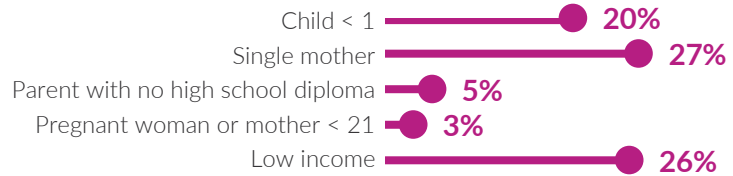
Of the 664,200 children who could benefit—

Infants < 1 year	Toddlers 1-2 years	Preschoolers 3-5 years
107,000 16%	227,200 34%	330,000 50%

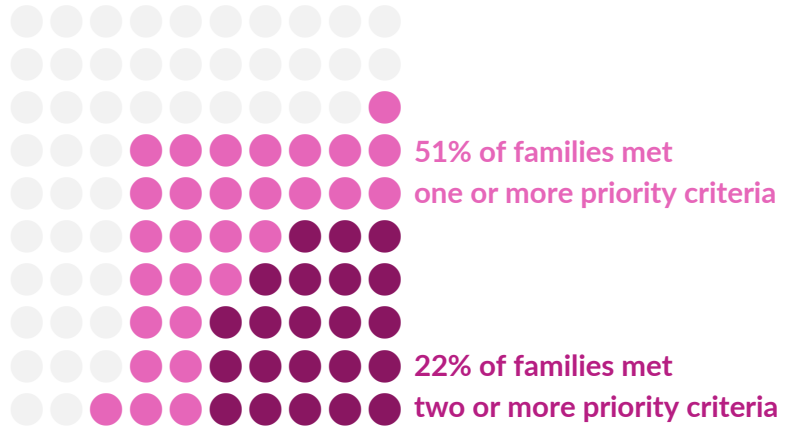
506,200
families

could benefit from
home visiting

Many home visiting services are geared toward particular subpopulations. The NHVRC estimated the percentage of families who could benefit in Michigan who met the following priority criteria:



Of the 506,200 families who could benefit—



NHVRC State Profiles present data provided by evidence-based models, which include both MIECHV and non-MIECHV data. This State Profile includes participant data from the following evidence-based models: EHS, HFA, MIHP, NFP, and PAT. • Missing and unknown data were not included in calculations. • Percentages may not add to 100 due to rounding. • Public insurance includes Medicaid, CHIP, and TRICARE. • Low income is defined as family income below the federal poverty threshold. • Single mothers include single, never married mothers or pregnant women. • EHS did not require reporting on 2020 data due to the COVID-19 pandemic. The number of children served in 2019 was included as a proxy for children and families served in 2020. • HFA reported primary language of caregivers. • NFP reported primary language of caregivers. • PAT data for child insurance status and primary language were not included.

The NHVRC is led by James Bell Associates in partnership with the Urban Institute. Support is provided by the Heising-Simons Foundation and the Robert Wood Johnson Foundation. The views expressed here do not necessarily reflect the views of the foundations. For details about the methodology, see the 2021 *Home Visiting Yearbook*.



National Home Visiting
Resource Center
www.nhvrc.org