

Florida

Families Served Through Evidence-Based Home Visiting in 2020

Models implemented in Florida included Child First, Early Head Start Home-Based Option, Healthy Families America, Home Instruction for Parents of Preschool Youngsters, Nurse-Family Partnership, Parents as Teachers, Play and Learning Strategies, and SafeCare Augmented. Statewide, 101 local agencies operated at least one of these models.



238,834

home visits provided
including 69,070 virtual visits



15,884

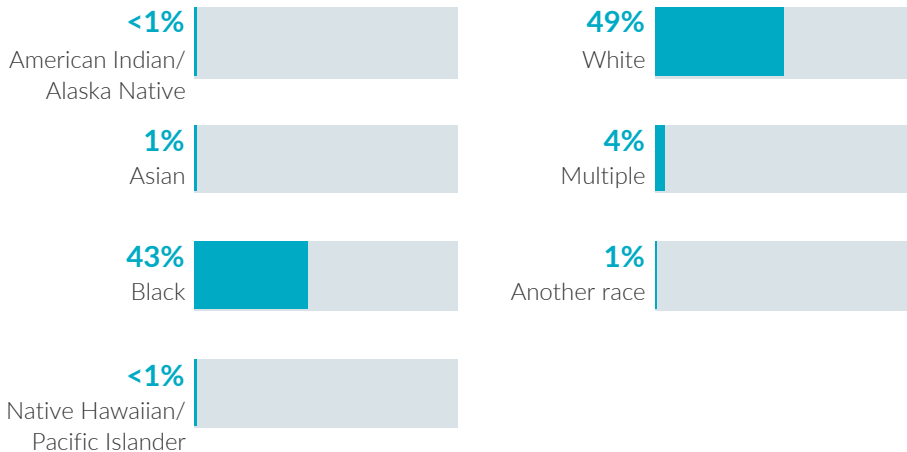
families served



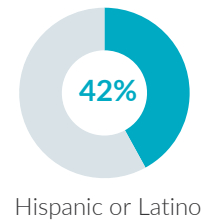
25,172

children served

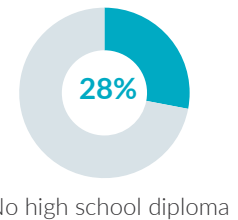
Race



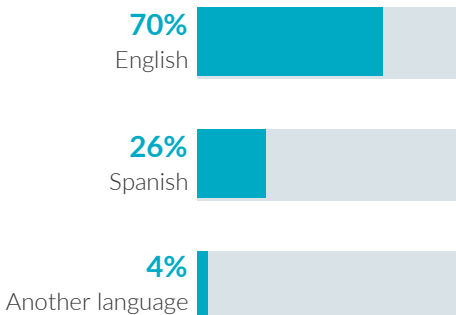
Ethnicity



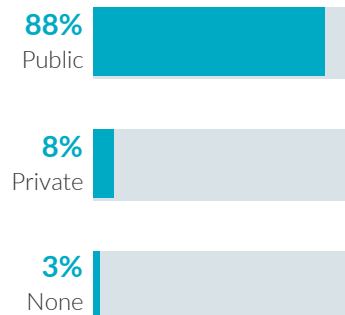
Caregiver education



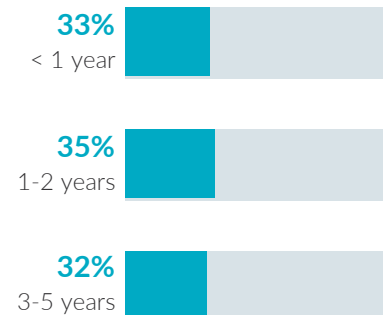
Primary language



Child insurance status



Child age



Florida

Potential Beneficiaries in 2020

In Florida, there were 982,900 pregnant women and families with children under 6 years old not yet in kindergarten who could benefit from home visiting. These families included 1,307,800 children.

1,307,800
children

could benefit from home visiting

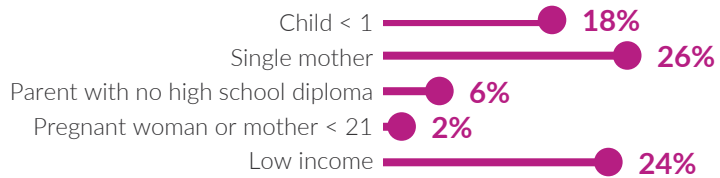
Of the 1,307,800 children who could benefit—

Infants < 1 year	Toddlers 1-2 years	Preschoolers 3-5 years
205,100 16%	454,400 35%	648,300 50%

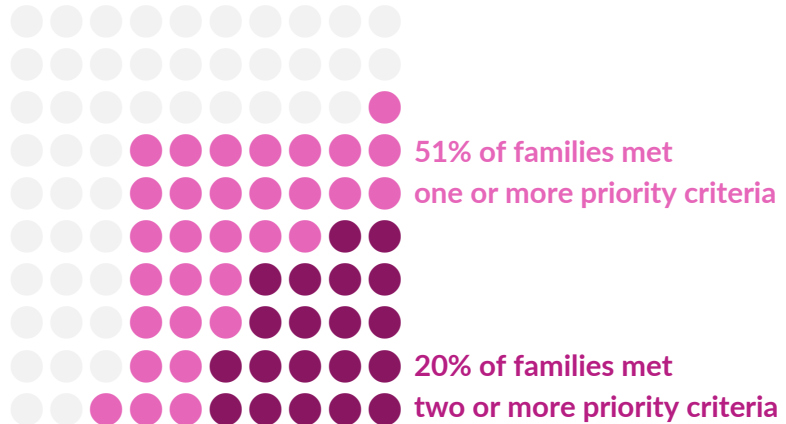
982,900
families

could benefit from home visiting

Many home visiting services are geared toward particular subpopulations. The NHVRC estimated the percentage of families who could benefit in Florida who met the following priority criteria:



Of the 982,900 families who could benefit—



NHVRC State Profiles present data provided by evidence-based models, which include both MIECHV and non-MIECHV data. This State Profile includes participant data from the following evidence-based models: Child First, EHS, HFA, HIPPY, NFP, PAT, PALS, and SafeCare Augmented. • Missing and unknown data were not included in calculations. • Percentages may not add to 100 due to rounding. • Public insurance includes Medicaid, CHIP, and TRICARE. • Low income is defined as family income below the federal poverty threshold. • Single mothers include single, never married mothers or pregnant women. • EHS did not require reporting on 2020 data due to the COVID-19 pandemic. The number of children served in 2019 was included as a proxy for children and families served in 2020. • HFA reported primary language of caregivers. • HIPPY did not report virtual home visits. • NFP reported primary language of caregivers. • PAT data for child insurance status and primary language were not included. • PALS reported data reflecting the PALS I and PALS II programs. The PALS I program meets HomVEE criteria for evidence of effectiveness. PALS reported children served, families served, total home visits, and virtual home visits only. • SafeCare Augmented reported language of service delivery. SafeCare Augmented did not report children served, home visits, caregiver education, child age, or child insurance status. The number of families served was included as a proxy for children served.

The NHVRC is led by James Bell Associates in partnership with the Urban Institute. Support is provided by the Heising-Simons Foundation and the Robert Wood Johnson Foundation. The views expressed here do not necessarily reflect the views of the foundations. For details about the methodology, see the 2021 *Home Visiting Yearbook*.



National Home Visiting
Resource Center
www.nhvrc.org