

California

Families Served Through Evidence-Based Home Visiting in 2020

Models implemented in California included Attachment and Biobehavioral Catch-Up, Early Head Start Home-Based Option, Family Check-Up, Family Connects, Family Spirit, Healthy Families America, Home Instruction for Parents of Preschool Youngsters, Nurse-Family Partnership, Parents as Teachers, and SafeCare Augmented. Statewide, 223 local agencies operated at least one of these models.



118,267

home visits provided
including 55,583 virtual visits



14,788

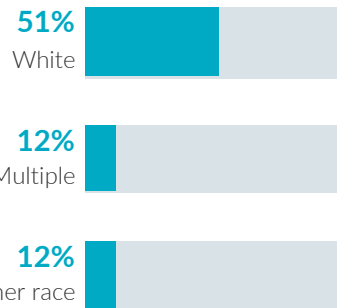
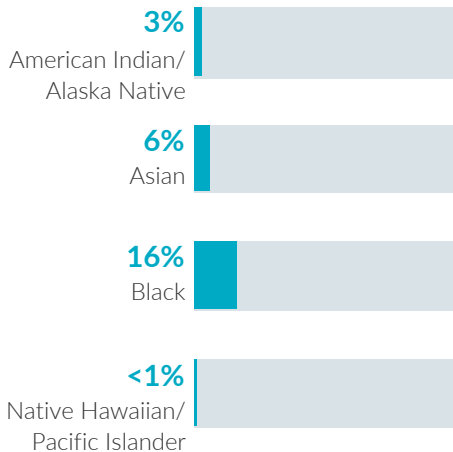
families served



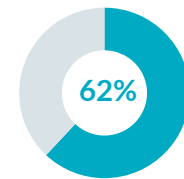
14,137

children served

Race

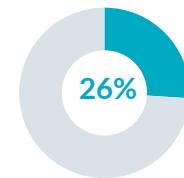


Ethnicity



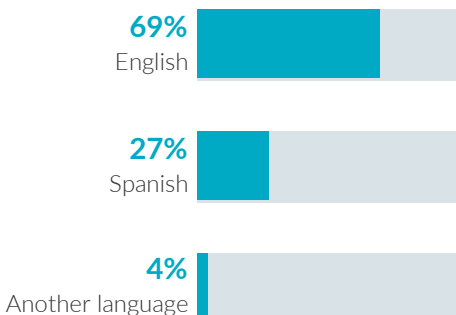
Hispanic or Latino

Caregiver education

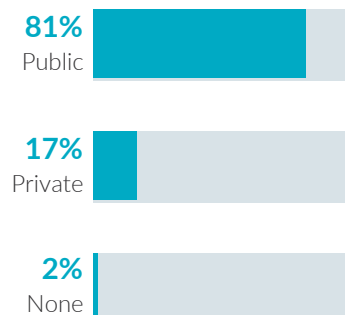


No high school diploma

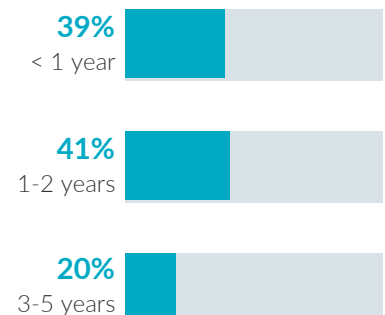
Primary language



Child insurance status



Child age



California

Potential Beneficiaries in 2020

In California, there were 2,131,800 pregnant women and families with children under 6 years old not yet in kindergarten who could benefit from home visiting. These families included 2,837,500 children.

2,837,500
children

could benefit from home visiting


Of the 2,837,500 children who could benefit—

Infants < 1 year	Toddlers 1-2 years	Preschoolers 3-5 years
448,800 16%	980,600 35%	1,408,100 50%

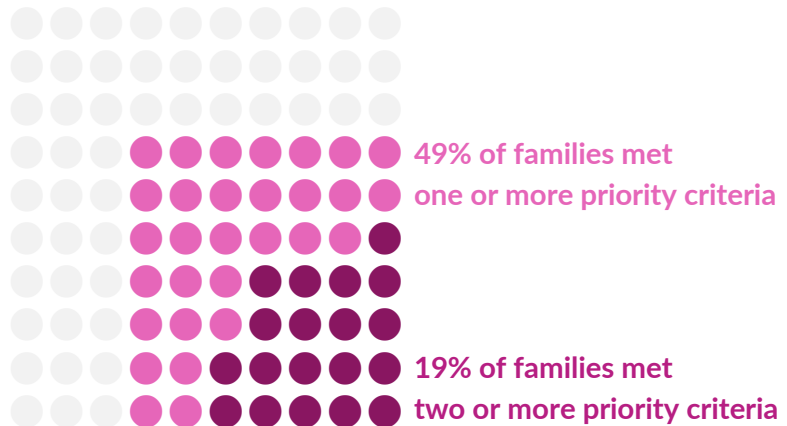
2,131,800
families

could benefit from home visiting

Many home visiting services are geared toward particular subpopulations. The NHVRC estimated the percentage of families who could benefit in California who met the following priority criteria:



Of the 2,131,800 families who could benefit—



NHVRC State Profiles present data provided by evidence-based models, which include both MIECHV and non-MIECHV data. This State Profile includes participant data from the following evidence-based models: ABC, EHS, Family Connects, Family Spirit, HFA, HIPPO, NFP, PAT, and SafeCare Augmented. • Missing and unknown data were not included in calculations. • Percentages may not add to 100 due to rounding. • Public insurance includes Medicaid, CHIP, and TRICARE. • Low income is defined as family income below the federal poverty threshold. • Single mothers include single, never married mothers or pregnant women. • ABC reported children served, families served, total home visits, and virtual home visits only. • EHS did not require reporting on 2020 data due to the COVID-19 pandemic. The number of children served in 2019 was included as a proxy for children and families served in 2020. • Family Connects did not report children served or primary language. The number of families served was included as a proxy for children served. • Family Spirit reported children served, families served, and home visits only. • HFA reported primary language of caregivers. • HIPPO did not report virtual home visits. • NFP reported primary language of caregivers. • PAT data for child insurance status and primary language were not included. • SafeCare Augmented reported language of service delivery. SafeCare Augmented did not report children served, home visits, caregiver education, child age, or child insurance status. The number of families served was included as a proxy for children served.

The NHVRC is led by James Bell Associates in partnership with the Urban Institute. Support is provided by the Heising-Simons Foundation and the Robert Wood Johnson Foundation. The views expressed here do not necessarily reflect the views of the foundations. For details about the methodology, see the 2021 Home Visiting Yearbook.



National Home Visiting
Resource Center
www.nhvrc.org