

Arkansas

Families Served Through Evidence-Based Home Visiting in 2020

Models implemented in Arkansas included Attachment and Biobehavioral Catch-Up, Early Head Start Home-Based Option, Family Connects, Healthy Families America, Home Instruction for Parents of Preschool Youngsters, Nurse-Family Partnership, Parents as Teachers, and SafeCare Augmented. Statewide, 67 local agencies operated at least one of these models.



106,586
home visits provided
including 9,854 virtual visits

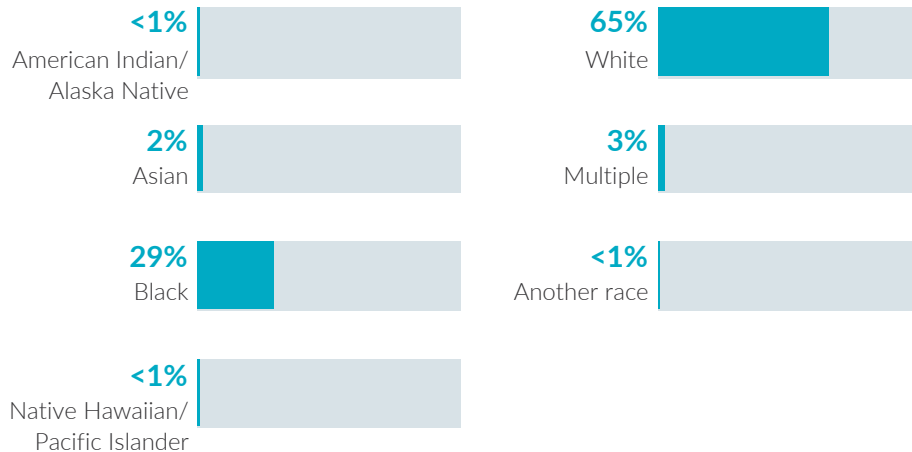


6,681
families served

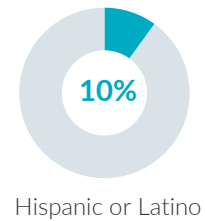


7,417
children served

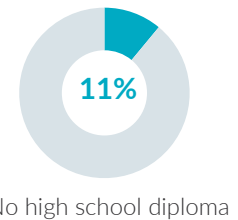
Race



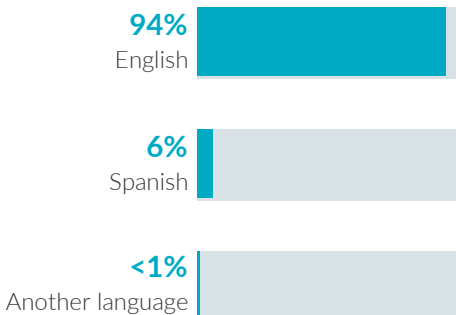
Ethnicity



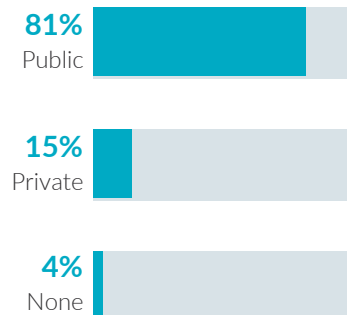
Caregiver education



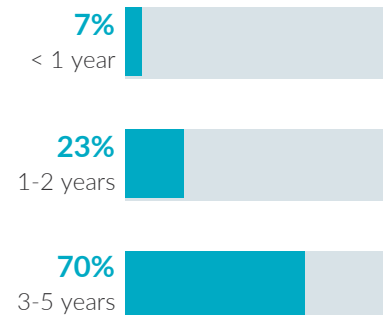
Primary language



Child insurance status



Child age



Arkansas

Potential Beneficiaries in 2020

In Arkansas, there were 178,200 pregnant women and families with children under 6 years old not yet in kindergarten who could benefit from home visiting. These families included 222,400 children.

222,400
children

could benefit from home visiting

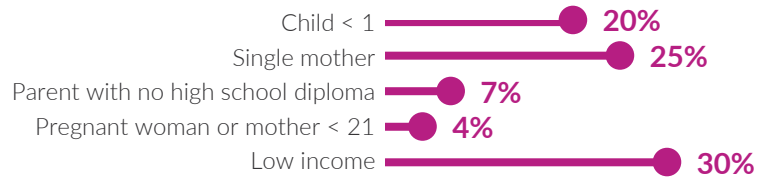
Of the 222,400 children who could benefit—

Infants < 1 year	Toddlers 1-2 years	Preschoolers 3-5 years
36,600 16%	75,000 34%	110,800 50%

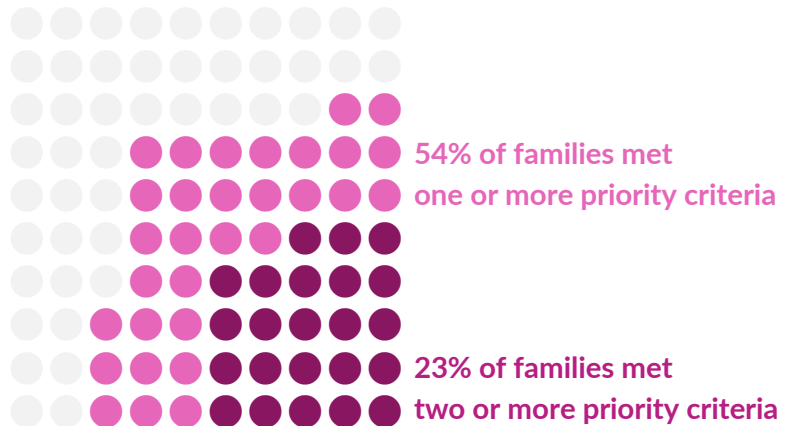
178,200
families

could benefit from home visiting

Many home visiting services are geared toward particular subpopulations. The NHVRC estimated the percentage of families who could benefit in Arkansas who met the following priority criteria:



Of the 178,200 families who could benefit—



NHVRC State Profiles present data provided by evidence-based models, which include both MIECHV and non-MIECHV data. This State Profile includes participant data from the following evidence-based models: ABC, Family Connects, HFA, HIPPIY, NFP, PAT, and SafeCare Augmented. • Missing and unknown data were not included in calculations. • Percentages may not add to 100 due to rounding. • Public insurance includes Medicaid, CHIP, and TRICARE. • Low income is defined as family income below the federal poverty threshold. • Single mothers include single, never married mothers or pregnant women. • ABC reported children served, families served, total home visits, and virtual home visits only. • Family Connects did not report children served or primary language. The number of families served was included as a proxy for children served. • HFA reported primary language of caregivers. • HIPPIY did not report virtual home visits. • NFP reported primary language of caregivers. • PAT data for child insurance status and primary language were not included. • SafeCare Augmented reported language of service delivery. SafeCare Augmented did not report children served, home visits, caregiver education, child age, or child insurance status. The number of families served was included as a proxy for children served.

The NHVRC is led by James Bell Associates in partnership with the Urban Institute. Support is provided by the Heising-Simons Foundation and the Robert Wood Johnson Foundation. The views expressed here do not necessarily reflect the views of the foundations. For details about the methodology, see the 2021 *Home Visiting Yearbook*.



National Home Visiting
Resource Center
www.nhvrc.org