

# Tribal

## Families Served Through the Tribal Maternal, Infant, and Early Childhood Home Visiting Program in 2019

The Tribal Home Visiting Program, part of the Maternal, Infant, and Early Childhood Home Visiting Program (MIECHV), provides home visiting services to American Indian or Alaska Native (AIAN) families and children in 22 tribal organizations across the country. Tribal organizations funded through MIECHV are located across the country in reservations, urban areas, and even remote Alaskan villages. This program provides culturally responsive services while strengthening tribal capacity to support the health and well-being of AIAN families.

<p><b>Which models are used?</b></p>	<ul style="list-style-type: none"> <li>✔ Family Spirit</li> <li>✔ Nurse-Family Partnership</li> <li>✔ Parent-Child Assistance Program</li> <li>✔ Parents as Teachers</li> </ul>
<p><b>Which tribes are implementing the tribal MIECHV program?</b></p>	<ul style="list-style-type: none"> <li>✔ Choctaw Nation of Oklahoma (Two Implementation and Expansion Grants)</li> <li>✔ Confederated Salish and Kootenai Tribes</li> <li>✔ Cook Inlet Tribal Council</li> <li>✔ Crow Creek Tribal Schools</li> <li>✔ Eastern Band of Cherokee Indians</li> <li>✔ Fairbanks Native Association</li> <li>✔ Great Plains Tribal Chairmen’s Health Board</li> <li>✔ Inter-Tribal Council of Michigan</li> <li>✔ Lake County Tribal Health Consortium</li> <li>✔ Native American Community Health Center, Inc.</li> <li>✔ Native American Health Center, Inc.</li> <li>✔ Native American Professional Parent Resources, Inc.</li> <li>✔ Navajo Nation</li> <li>✔ Port Gamble S’Klallam Tribe</li> <li>✔ Pueblo of San Felipe</li> <li>✔ Riverside-San Bernardino County Indian Health, Inc.</li> <li>✔ South Puget Intertribal Planning Agency</li> <li>✔ Southcentral Foundation</li> <li>✔ Taos Pueblo</li> <li>✔ Turtle Mountain Band of Chippewa</li> <li>✔ United Indians of All Tribes Foundation</li> <li>✔ White Earth Band of Chippewa</li> </ul>

For more detail about Tribal MIECHV-funded home visiting in these locations, please see the [Administration for Children and Families fact sheets](#).

# Tribal

## Families Served Through the Tribal Maternal, Infant, and Early Childhood Home Visiting Program in 2019

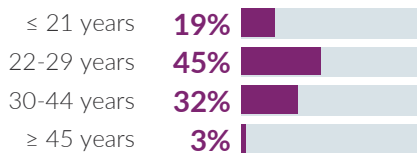
Nationwide, Tribal MIECHV funded 68 full-time equivalent (FTE) home visitors and 22 FTE supervisors. FTE can include full-time and part-time staff.

**15,779**  
home visits provided

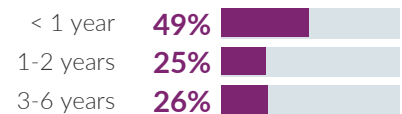
**1,648**  
families served

**1,633**  
children served

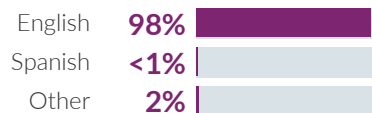
### Caregiver age



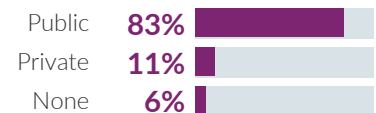
### Child age



### Primary language



### Child insurance status



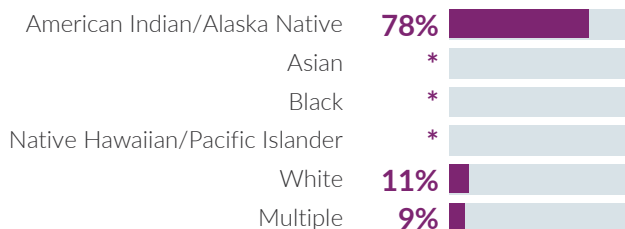
### Caregiver ethnicity



### Household income



### Caregiver race



### Caregiver education



Notes • Data in this profile were provided by the Administration for Children and Families Tribal Home Visiting Program. • Caregivers and children with missing data were excluded from the calculations. • Public insurance includes Medicaid, CHIP, and TRICARE. • Low income is defined as family income at or below 100 percent of the federal poverty guidelines. • Counts of FTE home visitor and supervisor positions were rounded to the nearest whole number. • To protect confidentiality, race and ethnicity categories with 10 or fewer participants were replaced with \*. • Percentages may not add to 100 due to rounding.

The NHVRC is led by James Bell Associates in partnership with the Urban Institute. Support is provided by the Heising-Simons Foundation and the Robert Wood Johnson Foundation. The views expressed here do not necessarily reflect the views of the foundations. For details about the methodology, see the 2020 Home Visiting Yearbook.



**National Home Visiting Resource Center**  
www.nhvr.org