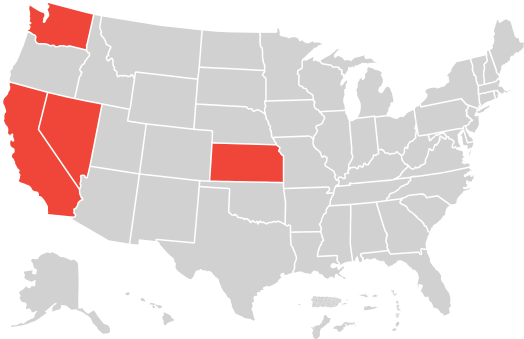


# Parent-Child Assistance Program

[Parent-Child Assistance Program](#) (PCAP)'s primary goals are to help mothers with alcohol and drug use disorders: achieve and maintain recovery from substance abuse, build healthy family lives, and prevent the births of subsequent alcohol- or drug-exposed infants. The PCAP model is based on relational theory, motivational interviewing, and harm reduction principles to build trusting relationships with mothers, help participants identify goals and take incremental steps to meet them, connect families with comprehensive community services, and enhance maternal confidence.

<p><b>What is the model's approach to providing home visiting services?</b></p>	<p>Home visits take place twice per month, with a higher frequency during times of family need. Services are provided for a duration of 3 years. Families may enroll until the child is 12 months old, but PCAP recommends families initiate services prenatally.</p> <p>PCAP's target population includes the following:</p> <ul style="list-style-type: none"><li>✓ Families with a history of substance abuse or in need of treatment</li><li>✓ Low-income families</li><li>✓ Expectant mothers</li><li>✓ Mothers ineffectively engaged with service providers</li></ul>
<p><b>Who is implementing the model?</b></p>	<p><b>Home Visitors</b></p> <p>PCAP was implemented by 86 full-time equivalent (FTE) home visitors in 2019. The model requires a bachelor's degree for home visitors. The maximum caseload requirement for home visitors is 20 families.</p> <p><b>Supervisors</b></p> <p>PCAP was implemented by 12.9 FTE supervisors in 2019. The model recommends at least a bachelor's degree for supervisors.</p>
<p><b>Where is the model implemented?</b></p>	 <p>PCAP operated in 4 states in 2019. The model also operated outside the United States and its territories in Australia and Canada in 2019.</p>



# Parent-Child Assistance Program

Families Served Through Home Visiting in 2019



**24,196**

home visits provided



**1,658**

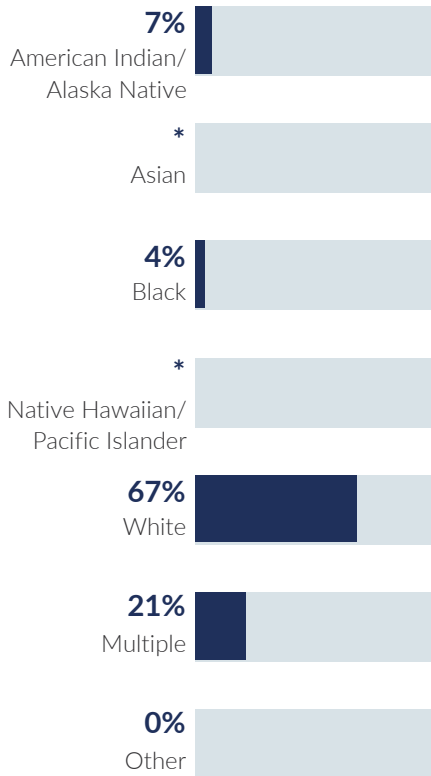
families served



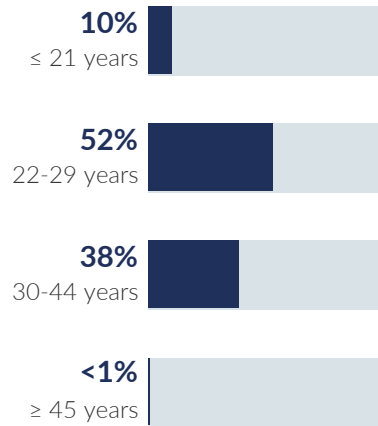
**1,009**

children served

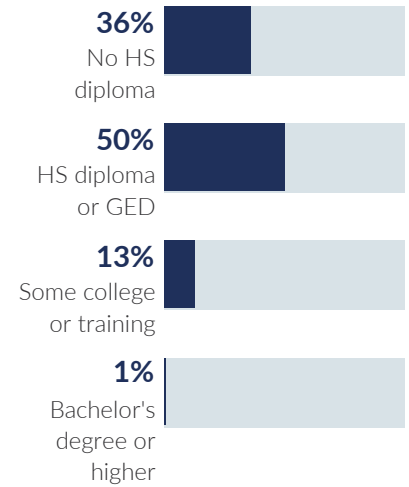
## Race



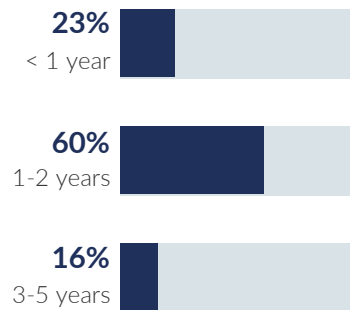
## Caregiver age



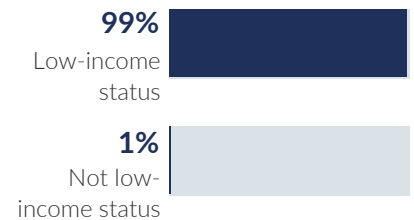
## Caregiver education



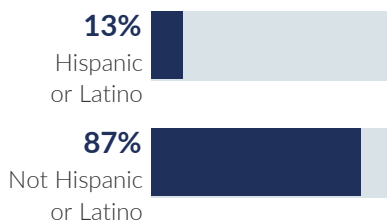
## Child age



## Household income



## Ethnicity



Note • Percentages may not add to 100 due to rounding. • To protect confidentiality, race and ethnicity categories with 10 or fewer caregivers were replaced with \*.