

Oklahoma

Families Served Through Evidence-Based Home Visiting in 2019

Models implemented in Oklahoma included Attachment and Biobehavioral Catch-Up, Early Head Start Home-Based Option, Family Connects, Family Spirit, Healthy Families America, Nurse-Family Partnership, Parents as Teachers, and SafeCare Augmented. Statewide, 45 local agencies operated at least one of these models.



32,964

home visits provided



5,269

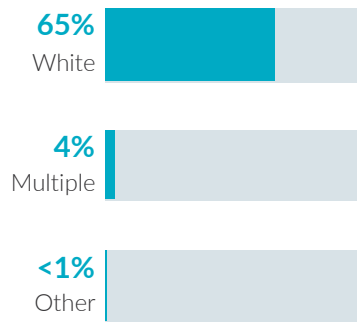
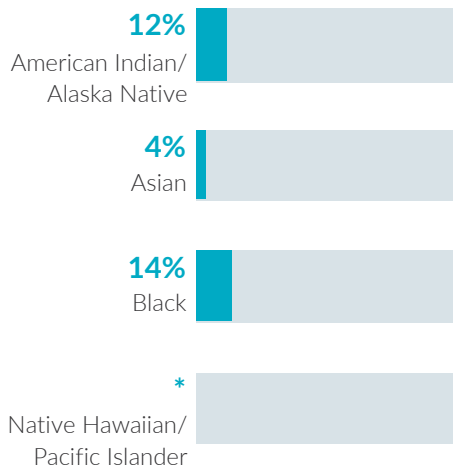
families served



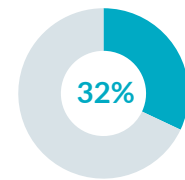
5,172

children served

Race

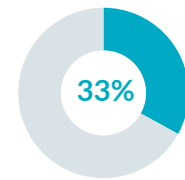


Ethnicity



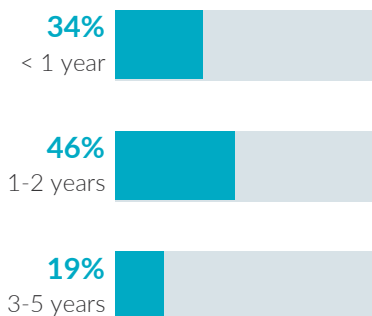
Hispanic or Latino

Caregiver education

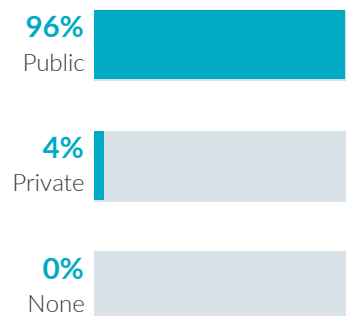


No high school diploma

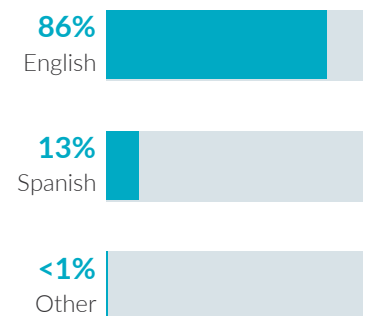
Child age



Child insurance status



Primary language



Oklahoma

Potential Beneficiaries in 2019

In Oklahoma, there were 238,100 pregnant women and families with children under 6 years old not yet in kindergarten who could benefit from home visiting. These families included 309,500 children.

309,500
children

could benefit from
home visiting

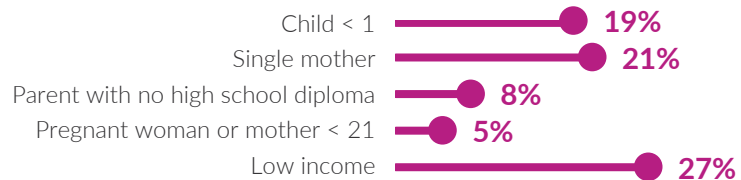
Of the 309,500 children who could benefit—

Infants < 1 year	Toddlers 1-2 years	Preschoolers 3-5 years
49,800 16%	106,000 34%	153,800 50%

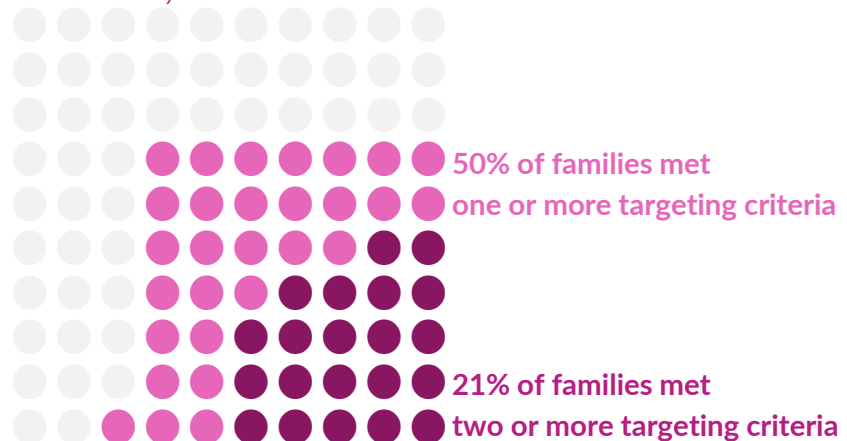
238,100
families

could benefit from
home visiting

Many home visiting services are geared toward particular subpopulations. The NHVRC estimated the percentage of families who could benefit in Oklahoma who met the following targeting criteria:



Of the 238,100 families who could benefit—



Notes • NHVRC State Profiles present data provided by evidence-based models, which include both MIECHV and non-MIECHV data. This State Profile includes participant data from the following evidence-based models: ABC, Family Connects, HFA, NFP, PAT, and SafeCare Augmented. • NFP data in OK came from state data. • Missing and unknown data were not included in calculations. • Percentages may not add to 100 due to rounding. • To protect confidentiality, race and ethnicity categories with 10 or fewer participants were replaced with *. • Public insurance includes Medicaid, CHIP, and TRICARE. • Low income is defined as family income below the federal poverty threshold. • Single mothers include single, never married mothers or pregnant women. • ABC reported children served, families served, and home visits only. • Family Connects reported families served and home visits only. The number of families served was included as a proxy for children served. • HFA reported primary language of caregivers. • PAT data for child insurance status and primary language were not included. • SafeCare Augmented did not report home visits or children served. The number of families served was included as a proxy for children served. SafeCare Augmented did not report caregiver education, child age, or child insurance status.

The NHVRC is led by James Bell Associates in partnership with the Urban Institute. Support is provided by the Heising-Simons Foundation and the Robert Wood Johnson Foundation. The views expressed here do not necessarily reflect the views of the foundations. For details about the methodology, see the *2020 Home Visiting Yearbook*.



National Home Visiting
Resource Center
www.nhvc.org